
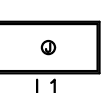
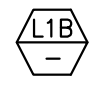
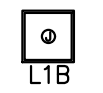

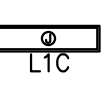






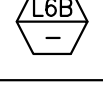
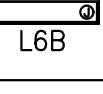
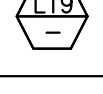
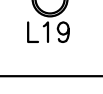

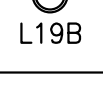
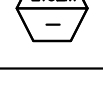

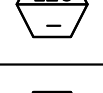
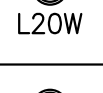
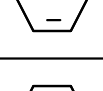
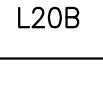
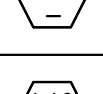

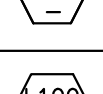
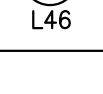
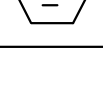
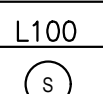
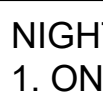




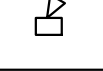
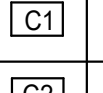
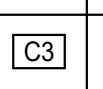



LIGHTING FIXTURE SCHEDULE					PROVIDED FOR INFORMATION ONLY. VERIFY AND INSTALL PER ELECTRICAL DRAWING		03-04-22
ITEM	SYMBOL	DESCRIPTION	QTY.	MFR. & CAT. NO.	WATT	REMARK	
INTERIOR LIGHTING ITEM							
		T-BAR CEILING RECESSED MOUNTED LED LIGHTING FIXTURE, 2' X 4', 120V BAKED-ON WHITE ENAMEL FINISH.	9	ELITE FIXTURE: 24-FPL-BL-LED 3000L/4000L/5000L DIM10-MVOLT-35K/40K/50K-85	40	KITCHEN CEILING LIGHTS, FURNISHED BY OWNER INSTALLED BY GC	
		NOT USED	0				
		T-BAR CEILING RECESSED MOUNTED LED LIGHTING FIXTURE, 1' X 4', 120V BAKED-ON WHITE ENAMEL FINISH.	0	ELITE FIXTURE: 14-FPL-BL-LED 2000L/3000L/4000L DIM10-MVOLT-35K/40K/50K-85	32	KITCHEN CEILING LIGHTS, FURNISHED BY OWNER INSTALLED BY GC	
		T-BAR CEILING RECESSED MOUNTED LED LIGHTING EMERGENCY FIXTURE, 2' X 4', 120V BAKED-ON WHITE ENAMEL FINISH.	3	ELITE FIXTURE: 24-FPL-BL-LED 3000L/4000L/5000L DIM10-MVOLT-35K/40K/50K-85-INTGO-O-EGM-LED-10W	32	EMERGENCY KITCHEN CEILING LIGHTS FURNISHED BY OWNER INSTALLED BY GC	
		UNIVERSAL MOUNT EXIT SIGN, LED LIGHTED, 120/277V WITH BATTERY PACK, 2 FACE, GREEN LETTER	3	EXITRONIX GVEX-U-BP-WB-BL-R6	5	EXIT SIGN FURNISHED BY OWNER, INSTALLED BY GC	
		HOOD LIGHT	13	FURNISHED & INSTALLED BY EQUIPMENT SUPPLIER	12	LIGHTS SUPPLIED & PRE-WIRED BY HOOD VENDOR, ELECTRIC CONTRACTOR TO CONNECT MAIN WIRES TO SHUNT TRIP BREAKER AND HOOD CONTROL PANEL	
		WALK-IN COOLER FLUORESCENT LIGHT, 120 V 48"	3	KASON FIXTURE: # 1810LX4000	60	FURNISHED BY WIC VENDOR, G.R.E. , INSTALLED BY GC	
		DOWN LIGHT, RECESSED IN CEILING	27	ELITE HOUSING: LD6IC-AT ELITE TRIM: RL631-950L-DIMTR-120-30K-90-RL631-RT-SN-SN	18	FURNISHED BY OWNER, INSTALLED BY GC	
		DOWN LIGHT, RECESSED IN CEILING "B" SHALL DESIGNATE BLACK TRIM	8	ELITE HOUSING: LD6IC-AT ELITE TRIM: RL631-950L-DIMTR-120-30K-90-RL631-RT-MB-BK	18	FURNISHED BY OWNER, INSTALLED BY GC	
		EMERGENCY DOWN LIGHT, RECESSED IN CEILING	7	ELITE HOUSING: LD6IC-AT ELITE TRIM: RL631-950L-DIMTR-120-30K-90-RL631-RT-SN-SN	14	EMERGENCY RECESSED DOWN LIGHT - NORMALLY ON INVERTER UNIT - ISOLITE, IM-12LC-V1 FURNISHED BY OWNER INSTALLED BY GC	
		NOT USED	0				
		4" ADJUSTABLE MR16 DOWN LIGHT, RECESSED IN CEILING "B" SHALL DESIGNATE BLACK TRIM	6	ELITE HOUSING: BL4-50-M-120-AT-W ELITE TRIM: B1406-BK	40	FURNISHED BY OWNER, INSTALLED BY GC	
		BRONZE SWOOP LIGHT	4	FIXTURE - TBD	-	DINING AREA - FURNISHED BY OWNER, INSTALLED BY GC	
		22.5" DIA. PENDANT	5	KAI PENDANT 2 BULB: LED EDISON LAMP.1173467	9	FURNISHED BY OWNER, INSTALLED BY GC	
		MICRO INVERTER	1	EVENLITE #PWII12LC	125	FURNISHED BY OWNER, INSTALLED BY GC	
		SPEAKER	-	-		FURNISHED AND INSTALLED BY MUSIC VENDOR	

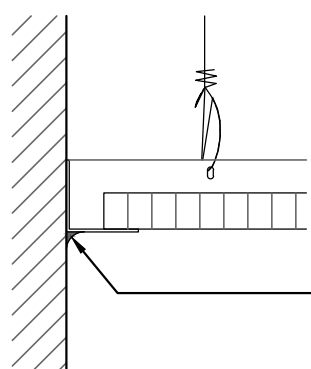
NIGHT LIGHTING REQUIREMENTS: "NL" DESIGNATION INDICATED NIGHT LIGHT ON UNSWITCHED CIRCUIT.

- ONE NL BY SERVICE COUNTER, POS / CASHIER
- ONE NL BY POS / CASHIER AT DRIVE THRU STATION IF APPLICABLE
- ONE NL BY EACH EXIT DOORS IN DINNING ROOM & BACK OF HOUSE

EXTERIOR LIGHTING							
		WALL MOUNTED OVER SERVICE DOOR FIXTURE	1	HOWARD: VL305 30W LED, BRONZE	13	OVER EXTERIOR SERVICE DOOR. REFER ELEVATIONS FOR HEIGHT. FURNISHED BY OWNER, INSTALLED BY GC	
		NAVILITE EMERGENCY LIGHT	2	EXITRONIX MLED1-G-WP	13	OVER EXTERIOR ENTRANCE & SERVICE DOORS. FURNISHED BY OWNER, INSTALLED BY GC	

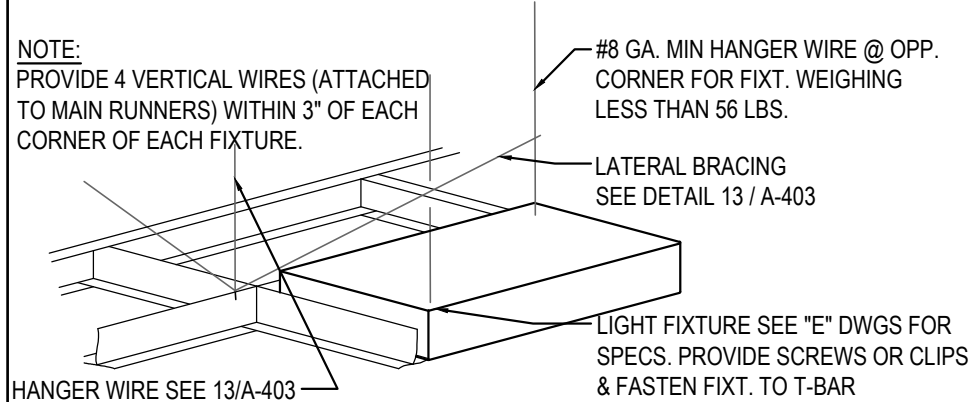
CEILING SCHEDULE					INSTALLED AND FURNISHED BY: G.C. UNLESS NOTED OTHERWISE	
NO	MANUFACTURER	DESCRIPTION	MATERIAL	FINISH		
	ARMSTRONG	2' X 2' SUSPENDED T-BAR GRID CEILING SYSTEM	OPTIMA 9/16" SQUARE TEGULAR ITEM # 3251	SUSPENSION SYSTEM: 9/16" SUPRAFINE; COLOR: BLIZZARD WHITE CONTACT: SHERRY BRUNT (1-800-442-4212)		
	USG	2' X 4' SUSPENDED T-BAR GRID CEILING SYSTEM	"VINYL ROCK" VINYL CLAD GYP. BD PANELS	SMOOTH AND WASHABLE WHITE		
	GOLD BOND	MONOLITHIC CEILING ON METAL FRAMING	5/8" GYP. BD.	SMOOTH PAINT - WHITE AND WASHABLE		

SEE SHEET A-103 FOR PAINT SCHEDULE



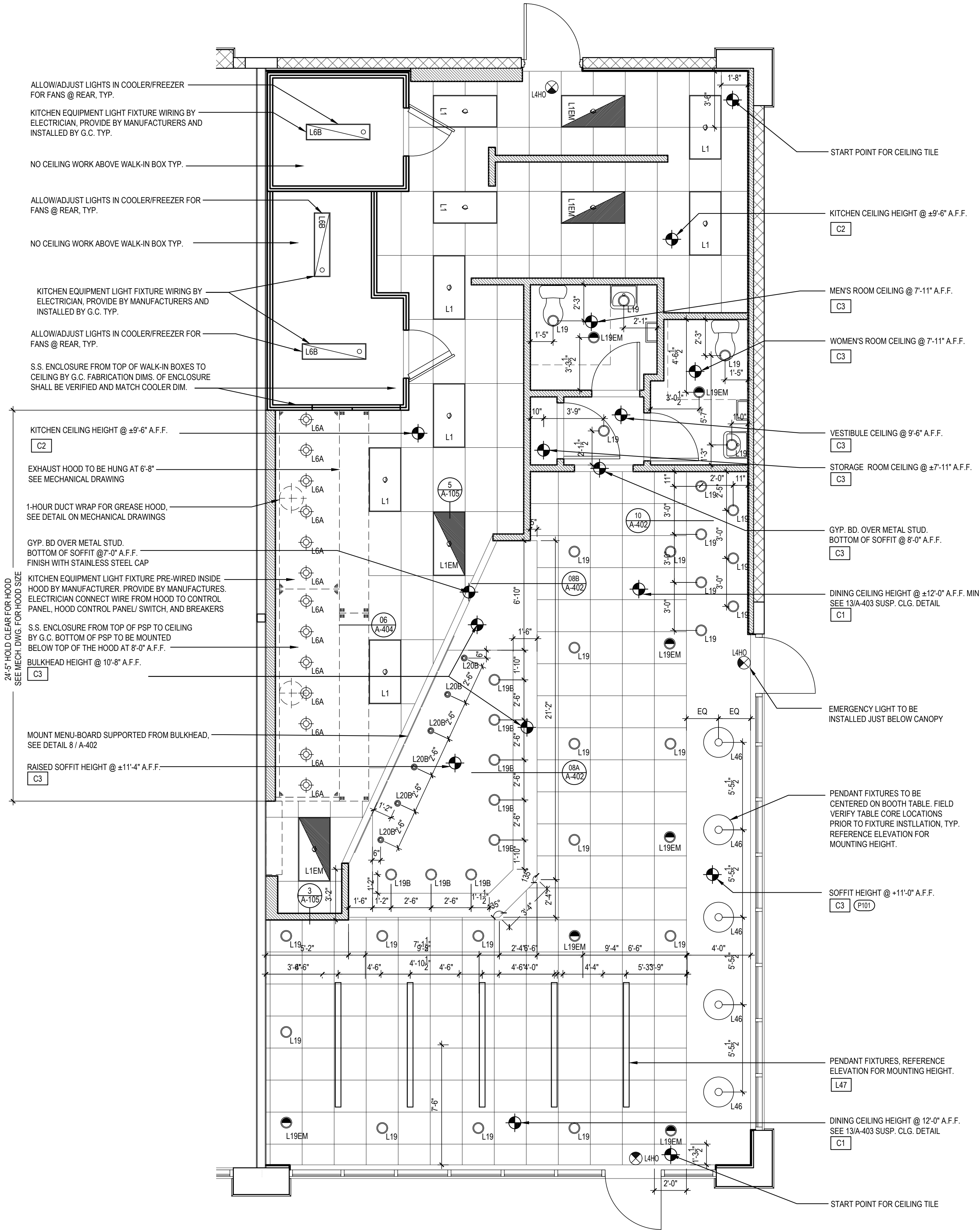
G.C. TO APPLY CONTINUOUS CLEAR SILICONE
SEALANT AT PERIMETER GRID / FRP JOINT.
TYPICAL THROUGHOUT B.O.H. CEILING

NOTE:
PROVIDE 4 VERTICAL WIRES (ATTACHED
TO MAIN RUNNERS) WITHIN 3" OF EACH
CORNER OF EACH FIXTURE.



#8 GA. MIN HANGER WIRE @ OPP.
CORNER FOR FIXT. WEIGHING
LESS THAN 56 LBS.
LATERAL BRACING
SEE DETAIL 13 / A-403
LIGHT FIXTURE SEE "E" DWGS FOR
SPECS. PROVIDE SCREWS OR CLIPS
& FASTEN FIXT. TO T-BAR

CEILING GRID DETAIL	3	LIGHT FIXTURE DETAIL	2
Scale= NTS	A-105	Scale= NTS	A-105



REFLECTED CEILING PLAN	1
Scale= 1/4" = 1'-0"	A-105



PANDA EXPRESS, INC.
1683 Walnut Grove Ave.
Rosemead, California
91770
Telephone: 626.799.9898
Facsimile: 626.372.8288

All ideas, designs, arrangement and plans indicated or represented by this drawing are the property of Panda Express Inc. and were created for use on this specific project. None of these ideas, designs, arrangements or plans may be used by or disclosed to any person, firm, or corporation without the written permission of Panda Express Inc.

REVISIONS:	
ISSUE DATE:	
1 - BID SET	2023-05-02

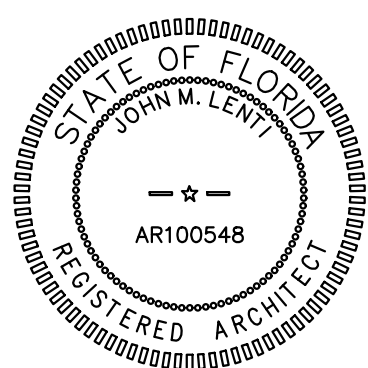
DRAWN BY:

PANDA PROJECT #: S4-24-D22020
ARCH PROJECT #: P7377



Plans Prepared by
CPL, LLC
500 West Fulton St.
Sanford, FL 32771
Ph: 407.322.6841
Licenses:
Eng. C.O.A. No. 3215
Survey L.B. No. 7143
Arch. Lic. No. AA2600926
Lndscp. Lic. No. LC0000298

www.cphcorp.com
**A Full Service
A & E Firm**



PANDA EXPRESS
PANDA END CAP
3301 W HILLSBORO BLVD
DEERFIELD BEACH, FL 33442

A-105

REFLECTED CEILING PLAN

PANDA HOME 2600 R4/DAB