

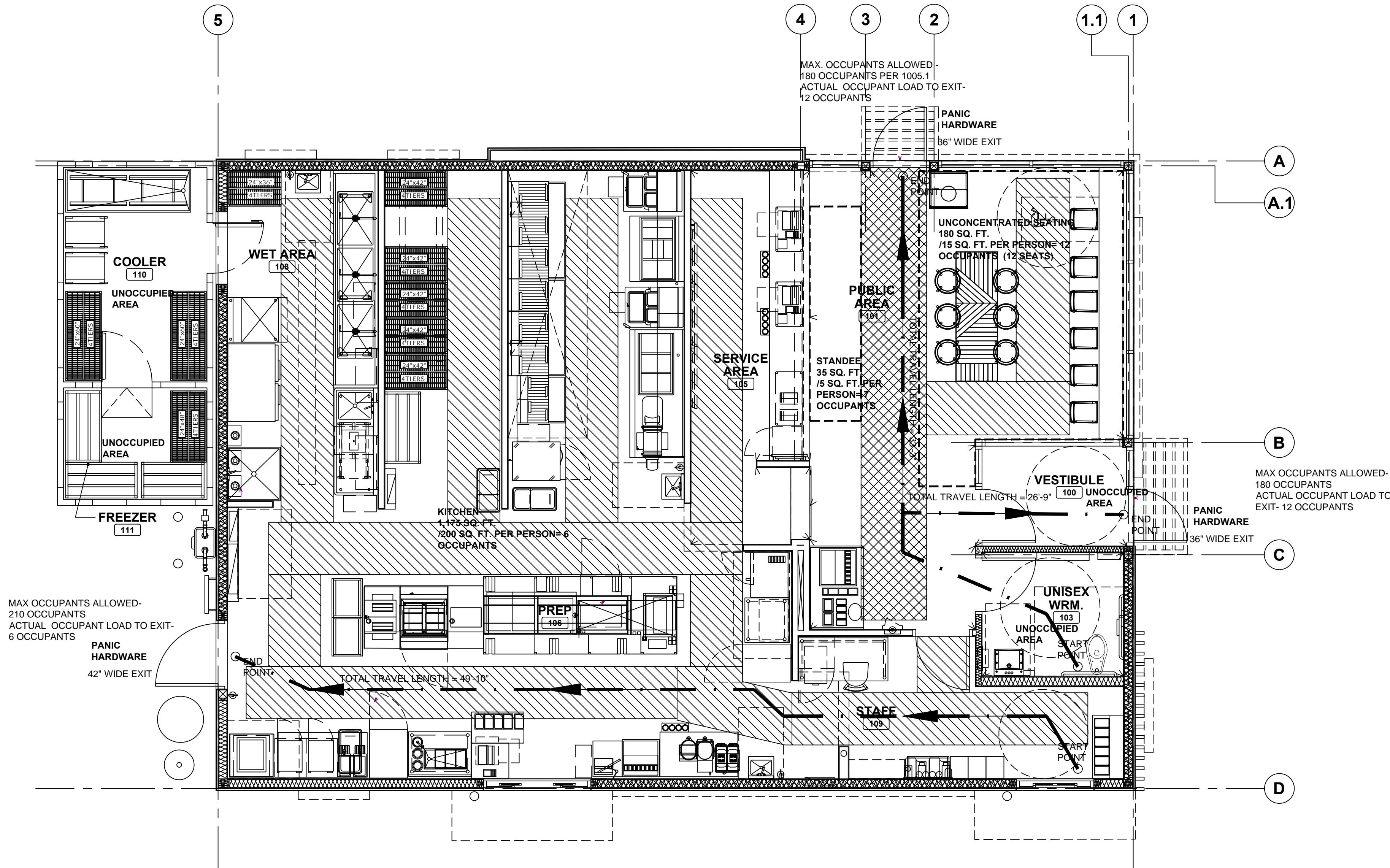


	<p>EXTERIOR WALL AT STUCCO (EIFS):</p> <ul style="list-style-type: none"> -STOTHERM C/L LOTUSAN EXTERIOR INSULATION FINISHING SYSTEM (EIFS): 1" EXPANDED POLYSTYRENE INSULATION BOARD W/ ½" BASE COAT, REINFORCING MESH & ¼" FINISH. (REFER TO EXTERIOR ELEVATIONS) -STO GOLD COAT FLUID APPLIED MEMBRANE AIR BARRIER, ALL TRANSITIONS AT FOUNDATION, ROUGH OPENINGS, SHEATHING JOINTS, FLASHINGS, WALL PENETRATIONS AND PARAPETS TO BE SEALED W/ STO RAPID GUARD PER MANUFACTURERS SPECS PRIOR TO APPLICATION OF FLUID APPLIED MEMBRANE AIR BARRIER. -1 LAYER 7/8" EXTERIOR GRADE PLYWOOD -2"x6" WOOD STUDS @16" O.C. -UNFACED BATT INSULATION (-R-20) UP TO 10'-0" MAX CW 2'x6" FIRE STOP. -FSK FOIL FACED FLAME SPREAD 25 BATT INSULATION (-R-20) FROM 10'-0" TO US OF DECK CW 2'x6" FIRE STOP. -UNFACED BATT INSULATION (-R-20) FROM US OF DECK TO 18" MIN. ABOVE DECK. -1 LAYER OF 7/8" GYPSON BOARD SHEATHING ON CONTINUOUS 5 MIL. POLYETHYLENE VAPOR BARRIER TO (US OF DECK). -PROVIDE 7/8" CEMENTITIOUS BACKER BOARD INSTEAD OF PLYWOOD SHEATHING TO 12" ABOVE FLOOR SLAB CW ACOUSTICAL SEALANT AT BASE. 		<p>EXTERIOR WALL AT NICHIHA SIDING (VINTAGEWOOD): EXTEND 9'-3" A.F.F.:</p> <ul style="list-style-type: none"> -NICHIHA VINTAGE WOOD: COLOR: CEDAR; 17 1/8" HIGH X 119 3/8" LONG X 3/8" THICK. COMES WITH STARTER TRACK AND JOINT CLIP. EXTEND 9'-3" A.F.F. -STO GOLD COAT FLUID APPLIED MEMBRANE AIR BARRIER, ALL TRANSITIONS AT FOUNDATION, ROUGH OPENINGS, SHEATHING JOINTS, FLASHINGS, WALL PENETRATIONS AND PARAPETS TO BE SEALED W/ STO RAPID GUARD PER MANUFACTURERS SPECS PRIOR TO APPLICATION OF FLUID APPLIED MEMBRANE AIR BARRIER. -1 LAYER 7/8" EXTERIOR GRADE PLYWOOD EXTEND 9'-3" A.F.F. -2"x6" WOOD STUDS @16" O.C. EXTEND 9'-3" A.F.F. -UNFACED BATT INSULATION (-R-20) UP TO 10'-0" MAX CW 2'x6" FIRE STOP. -FSK FOIL FACED FLAME SPREAD 25 BATT INSULATION (-R-20) FROM 10'-0" TO US OF DECK CW 2'x6" FIRE STOP. -UNFACED BATT INSULATION (-R-20) FROM US OF DECK TO 18" MIN. ABOVE DECK. -1 LAYER OF 7/8" GYPSON BOARD SHEATHING ON CONTINUOUS 5 MIL. POLYETHYLENE VAPOR BARRIER TO (US OF DECK). -PROVIDE 7/8" CEMENTITIOUS BACKER BOARD INSTEAD OF PLYWOOD SHEATHING TO 12" ABOVE FLOOR SLAB CW ACOUSTICAL SEALANT AT BASE. 		<p>*NOTE:</p> <p>a" DENOTES 2 x 4 METAL STUDS</p> <p>b" DENOTES 2 x 6 METAL STUDS</p> <p>c" DENOTES 2 x 8 METAL STUDS</p>	<p>W3</p> <ul style="list-style-type: none"> -7/8" DUROCK NEXT GEN CEMENT BOARD UP TO 2'-0" A.F.F. AND 7/8" GYPSON BOARD FROM 2'-0" A.F.F. TO US OF CEILING (PUBLIC AREA SIDE) -METAL STUDS @ 16" O.C. -7/8" PLYWOOD BACKING (BETWEEN STUDS @ LOCATION OF WALL MOUNTED EQUIPMENTS) -DUROCK NEXT GEN CEMENT BOARD UP TO 2'-0" A.F.F. AND 7/8" MOLD RESISTANT GYPSON BOARD FROM 2'-0" A.F.F. (KITCHEN SIDE) <p>W4</p> <ul style="list-style-type: none"> -7/8" DUROCK NEXT GEN CEMENT BOARD UP TO 2'-0" A.F.F. AND 7/8" MOLD RESISTANT GYPSON BOARD FROM 2'-0" A.F.F. (KITCHEN SIDE) -7/8" PLYWOOD BACKING (BETWEEN STUDS @ LOCATION OF WALL MOUNTED EQUIPMENTS) -METAL STUDS @ 16" O.C. -7/8" PLYWOOD BACKING (BETWEEN STUDS @ LOCATION OF WALL MOUNTED EQUIPMENTS) -DUROCK NEXT GEN CEMENT BOARD UP TO 2'-0" A.F.F. AND 7/8" MOLD RESISTANT GYPSON BOARD FROM 2'-0" A.F.F. (KITCHEN SIDE) <p>W5</p> <ul style="list-style-type: none"> -7/8" DUROCK NEXT GEN CEMENT BOARD (WASHROOM SIDE) -7/8" PLYWOOD BACKING (BETWEEN STUDS @ LOCATION OF WALL MOUNTED EQUIPMENTS) -WOOD STUDS @ 24" O.C. -7/8" DUROCK NEXT GEN CEMENT BOARD UP TO 2'-0" A.F.F. AND 7/8" GYPSON BOARD FROM 2'-0" A.F.F. TO US OF CEILING (PUBLIC AREA SIDE) <p>W6</p> <ul style="list-style-type: none"> -7/8" DUROCK NEXT GEN CEMENT BOARD (WASHROOM SIDE) -7/8" PLYWOOD BACKING (BETWEEN STUDS @ LOCATION OF WALL MOUNTED EQUIPMENTS) -WOOD STUDS @ 24" O.C. -7/8" PLYWOOD BACKING (BETWEEN STUDS @ LOCATION OF WALL MOUNTED EQUIPMENTS) -DUROCK NEXT GEN CEMENT BOARD UP TO 2'-0" A.F.F. AND 7/8" MOLD RESISTANT GYPSON BOARD FROM 2'-0" A.F.F. (KITCHEN SIDE) <p>W7</p> <ul style="list-style-type: none"> -7/8" DUROCK NEXT GEN CEMENT BOARD UP TO 2'-0" A.F.F. AND 7/8" GYPSON BOARD FROM 2'-0" A.F.F. TO 2'-0" A.F.F. (PUBLIC AREA SIDE) -METAL STUDS @ 16" O.C. -7/8" PLYWOOD BACKING (BETWEEN STUDS @ LOCATION OF WALL MOUNTED EQUIPMENTS) -DUROCK NEXT GEN CEMENT BOARD UP TO 2'-0" A.F.F. AND 7/8" MOLD RESISTANT GYPSON BOARD FROM 2'-0" A.F.F. (SERVICE AREA SIDE) <p>W8</p> <ul style="list-style-type: none"> -7/8" FIRE-RATED GYPSON WALL BOARD EXTEND UP TO 6" ABOVE CEILING. (KITCHEN SIDE) -7/8" DUROCK NEXT GEN CEMENT BOARD UP TO US OF DECK. -METAL STUDS @ 16" O.C. EXTEND UP TO US OF DECK. -7/8" DUROCK NEXT GEN CEMENT BOARD UP TO US OF DECK. -7/8" FIRE-RATED GYPSON WALL BOARD EXTEND UP TO 6" ABOVE CEILING. (KITCHEN SIDE)
	<p>EXTERIOR WALL AT NICHIHA SIDING (VINTAGEBRICK):</p> <ul style="list-style-type: none"> -NICHIHA VINTAGE BRICK: COLOR: ALEXANDRIA BUFF; 17 1/8" HIGH X 71 1/8" LONG X 3/8" THICK. COMES WITH STARTER TRACK AND JOINT CLIP. -1 LAYER 7/8" EXTERIOR GRADE PLYWOOD -2"x6" WOOD STUDS @16" O.C. -STO GOLD COAT FLUID APPLIED MEMBRANE AIR BARRIER, ALL TRANSITIONS AT FOUNDATION, ROUGH OPENINGS, SHEATHING JOINTS, FLASHINGS, WALL PENETRATIONS AND PARAPETS TO BE SEALED W/ STO RAPID GUARD PER MANUFACTURERS SPECS PRIOR TO APPLICATION OF FLUID APPLIED MEMBRANE AIR BARRIER. -1 LAYER 7/8" EXTERIOR GRADE PLYWOOD -2"x6" WOOD STUDS @16" O.C. -UNFACED BATT INSULATION (-R-20) UP TO 10'-0" MAX CW 2'x6" FIRE STOP. -FSK FOIL FACED FLAME SPREAD 25 BATT INSULATION (-R-20) FROM 10'-0" TO US OF DECK CW 2'x6" FIRE STOP. -UNFACED BATT INSULATION (-R-20) FROM US OF DECK TO 18" MIN. ABOVE DECK. -1 LAYER OF 7/8" GYPSON BOARD SHEATHING ON CONTINUOUS 5 MIL. POLYETHYLENE VAPOR BARRIER TO (US OF DECK). -PROVIDE 7/8" CEMENTITIOUS BACKER BOARD INSTEAD OF GYPSON BOARD TO 2'-0" ABOVE FLOOR SLAB CW ACOUSTICAL SEALANT AT BASE. 		<p>EXTERIOR WALL AT NICHIHA SIDING (VINTAGEBRICK):</p> <ul style="list-style-type: none"> -NICHIHA VINTAGE BRICK: COLOR: WHITEWASH (SITE PAINT); 17 1/8" HIGH X 71 1/8" LONG X 3/8" THICK. COMES WITH STARTER TRACK AND JOINT CLIP. -STO GOLD COAT FLUID APPLIED MEMBRANE AIR BARRIER, ALL TRANSITIONS AT FOUNDATION, ROUGH OPENINGS, SHEATHING JOINTS, FLASHINGS, WALL PENETRATIONS AND PARAPETS TO BE SEALED W/ STO RAPID GUARD PER MANUFACTURERS SPECS PRIOR TO APPLICATION OF FLUID APPLIED MEMBRANE AIR BARRIER. -1 LAYER 7/8" EXTERIOR GRADE PLYWOOD -2"x6" WOOD STUDS @16" O.C. -UNFACED BATT INSULATION (-R-20) UP TO 10'-0" MAX CW 2'x6" FIRE STOP. -FSK FOIL FACED FLAME SPREAD 25 BATT INSULATION (-R-20) FROM 10'-0" TO US OF DECK CW 2'x6" FIRE STOP. -UNFACED BATT INSULATION (-R-20) FROM US OF DECK TO 18" MIN. ABOVE DECK. -1 LAYER OF 7/8" GYPSON BOARD SHEATHING ON CONTINUOUS 5 MIL. POLYETHYLENE VAPOR BARRIER TO (US OF DECK). -PROVIDE 7/8" CEMENTITIOUS BACKER BOARD INSTEAD OF PLYWOOD SHEATHING TO 12" ABOVE FLOOR SLAB CW ACOUSTICAL SEALANT AT BASE. 		<p>*NOTE:</p> <p>1. PROVIDE DOUBLE LAYER OF REINFORCING MESH TO MIN. 2'-0" ABOVE GRADE AT ALL EIFS LOCATIONS.</p> <p>2. G.C TO ENSURE DARK COLOURED EIFS NOT TO BE INSTALLED IN DIRECT SUNLIGHT (COORDINATE WITH MANUFACTURER)</p>	<p>W3</p> <ul style="list-style-type: none"> -7/8" DUROCK NEXT GEN CEMENT BOARD UP TO 2'-0" A.F.F. AND 7/8" GYPSON BOARD FROM 2'-0" A.F.F. TO US OF CEILING (PUBLIC AREA SIDE) -METAL STUDS @ 16" O.C. -7/8" PLYWOOD BACKING (BETWEEN STUDS @ LOCATION OF WALL MOUNTED EQUIPMENTS) -CEMENTITIOUS BACKER BOARD (SERVICE AREA SIDE) <p>W4</p> <ul style="list-style-type: none"> -7/8" DUROCK NEXT GEN CEMENT BOARD UP TO 2'-0" A.F.F. AND 7/8" MOLD RESISTANT GYPSON BOARD FROM 2'-0" A.F.F. TO US OF CEILING (SERVICE AREA SIDE) -METAL STUDS @ 16" O.C. -7/8" PLYWOOD BACKING (BETWEEN STUDS @ LOCATION OF WALL MOUNTED EQUIPMENTS) -DUROCK NEXT GEN CEMENT BOARD UP TO 2'-0" A.F.F. AND 7/8" MOLD RESISTANT GYPSON BOARD FROM 2'-0" A.F.F. TO US OF CEILING (KITCHEN SIDE)
	<p>EXTERIOR WALL AT NICHIHA SIDING (VINTAGEBRICK): EXTEND 9'-0" A.F.F.:</p> <ul style="list-style-type: none"> -NICHIHA VINTAGE BRICK: COLOR: ALEXANDRIA BUFF; 17 1/8" HIGH X 71 1/8" LONG X 3/8" THICK. COMES WITH STARTER TRACK AND JOINT CLIP. EXTEND 9'-0" A.F.F. -STO GOLD COAT FLUID APPLIED MEMBRANE AIR BARRIER, ALL TRANSITIONS AT FOUNDATION, ROUGH OPENINGS, SHEATHING JOINTS, FLASHINGS, WALL PENETRATIONS AND PARAPETS TO BE SEALED W/ STO RAPID GUARD PER MANUFACTURERS SPECS PRIOR TO APPLICATION OF FLUID APPLIED MEMBRANE AIR BARRIER. -1 LAYER 7/8" EXTERIOR GRADE PLYWOOD EXTEND 9'-0" A.F.F. -2"x4" WOOD STUDS @16" O.C. EXTEND 9'-0" A.F.F. -UNFACED BATT INSULATION (-R-20) UP TO 10'-0" MAX CW 2'x6" FIRE STOP. -FSK FOIL FACED FLAME SPREAD 25 BATT INSULATION (-R-20) FROM 10'-0" TO US OF DECK CW 2'x6" FIRE STOP. -UNFACED BATT INSULATION (-R-20) FROM US OF DECK TO 18" MIN. ABOVE DECK. -1 LAYER OF 7/8" GYPSON BOARD SHEATHING ON CONTINUOUS 5 MIL. POLYETHYLENE VAPOR BARRIER TO (US OF DECK). -PROVIDE 7/8" CEMENTITIOUS BACKER BOARD INSTEAD OF PLYWOOD SHEATHING TO 12" ABOVE FLOOR SLAB CW ACOUSTICAL SEALANT AT BASE. 		<p>*NOTE:</p> <p>a" DENOTES 2 x 4 METAL STUD</p>			

1.	ALL INTERIOR NON-STRUCTURAL PARTITION SHALL BE 2 X 4 METAL STUDS @ 16" O.C. FROM SLAB TO 6' ABOVE FINISHED CEILING, UNLESS NOTED OTHERWISE, DIAGONALLY BRACE TOP OF WALL TO ROOF STRUCTURE AS REQUIRED TO SUPPORT ADDITIONAL LOADS.
2.	REFER TO SITE PLAN FOR LOCATION & EXTENTS OF SIDEWALKS ETC.
3.	ALL EXTERIOR WALLS SHALL BE FRAMED WITH 2 X 6 STUDS @ 16" O.C. REFER TO STRUCTURAL DRAWINGS AND SPECIFICATIONS FOR LAYOUT, DIMENSIONS, DETAILS, MATERIAL INFORMATION & SPECIFIC STRUCTURAL DESIGN REQUIREMENTS.
4.	G.C TO PROVIDE SOLID WOOD BLOCKING BEHIND ALL WALL MOUNTED FIXTURES AND ACCESSORIES.
5.	FOR ANOMALIES, REFER TO WALL SECTIONS REFERENCE KEYED ON PLANS.
6.	LOCATION OF CEMENTITIOUS BACKER BOARD INDICATES LOCATION OF WALL TILE FINISH. VERIFY WITH INT. ELEVATIONS ON SHEET A9 & A9.1 FOR WALL TILE LOCATIONS.
7.	GYPSUM BOARD, PLYWOOD & CEMENTITIOUS BACKER BOARD TO EXTEND TO 4' ABOVE T-BAR CEILING & TO US OF CEILING IN LOCATIONS WITH GYPSUM BOARD CEILING.
8.	REFER TO MANUFACTURE SPECIFICATIONS FOR ALL INSTALLATION PROCEDURE.
9.	G.C TO PERFORM AN AIR BARRIER TEST (LEAKAGE TEST) ON THE BUILDING ENVELOPE PRIOR TO THE COMPLETION OF CONSTRUCTION, IN ACCORDANCE WITH THE NYS ENERGY CODE.
10.	G.C TO SEAL/CAULK ALL BUILDING PENETRATIONS PRIOR TO PERFORMING AN AIR BARRIER TEST.
11.	PROVIDE FIRE CAULKING ALL PIPES, CONDUITS, WIRES AND FRAMING PENETRATIONS THROUGH FIRE RATED SEPARATIONS. FIRE CAULK TOP & BOTTOM OF FIRE RATED SEPARATIONS. HILTI USA FS-NOME MAX FIRESTOP INTUMESCENT SEALANT, HILTI USA 1-800-879-8000 FIRE CAULK TOP & BOTTOM OF FIRE RATED SEPARATIONS.
12.	G.C TO PROVIDE & INSTALL 1/2" CEMENTITIOUS BACKER BOARD INSTEAD OF GYPSUM BOARD TO 2'-0" ABOVE FLOOR SLAB (FOR ALL INTERIOR PARTITIONS).
13.	REFER TO STRUCTURAL DRAWINGS FOR SHEAR WALL LOCATIONS.

1	APPROXIMATE LOCATION OF FRONT COUNTER. CONSULT MILLWORK DRAWINGS FOR ACTUAL LOCATION. G.C TO ENSURE FLOOR TILE TRANSITION FALLS UNDERNEATH MILLWORK COUNTERS. G.C TO COORDINATE WITH MILLWORK COMPANY FOR ACTUAL LOCATION.
2	G.C TO PROVIDE AND INSTALL 2" X 2" (4FT LIFT DUTY 20 GAUGE #4 BRUSHED) S/S CORNER GUARDS FROM 4" A.F.F AND 1 1/2" X 1 1/2" PLASTIC CORNER GUARDS (FROM FRP SUPPLIER) FROM 4"4" TO U/S OF CEILINGS AND BULKHEADS ON ALL OUTSIDE CORNERS.
3	G.C TO COORDINATE WITH UTILITY COMPANIES FOR PLACEMENT / LOCATION OF BOLLARDS . G.C TO PROVIDE 6" DIA. METAL BOLLARD FILL W/ CONCRETE AND PAINTED. REFER TO DETAIL 13/AS2.3 & EXTERIOR ELEVATIONS A5 & A5.1.
4	PROVIDE PLYWOOD BACKING / BLOCKING IN WALL AS REQUIRED TO SUPPORT WALL MOUNTED ITEM.
5	N/A.
6	6" DIA. METAL BOLLARD FILL W/ CONCRETE AND PAINTED. REFER TO DETAIL 13/AS2.3 & EXTERIOR ELEVATIONS A5 & A5.1.
7	NO TILE REQUIRED ON FLOOR AT FREEZER. FREEZER TO HAVE INSULATED FLOOR. G.C TO PROVIDE & INSTALL 2" RIGID INSULATION UNDER SLAB FOR ENTIRE AREA OF COOLER / FREEZER. G.C TO COORDINATE SIZE WITH WALK-IN MANUFACTURER.
8	PROVIDE 1/2" FIRE RATED PLYWOOD FROM FINISHED FLOOR TO 8'-0" BEHIND ELECTRICAL PANEL. PLYWOOD W/ 1 COAT OF PRIMEX PEEL BONDING PRIMER & 2 FINISH COATS OF WHITE LATEX PAINT W/ CLASS A RATING (BY SHERWIN WILLIAMS).
9	INTERIOR ROOF ACCESS LADDER AND ROOF HATCH. REFER TO DETAIL 2/A6.2.
10	8" DEEP x 6" HIGH CONCRETE HOLE KEEPING PAD @ LOCATION OF ELECTRICAL PANELS. PROVIDE TILE FINISH ON HORIZONTAL / VERTICAL SURFACES.
11	N/A.
12	HOT WATER TANK C/W EXPANSION TANK (IF REQUIRED) MOUNTED ABOVE MOP SINK. REFER TO MECHANICAL DRAWINGS.
13	G.C TO PROVIDE AND INSTALL SURFACE MOUNTED MOP SINK. WALLS AROUND MOP SINK TO RECEIVE 1/2" CEMENTITIOUS BACKER BOARD FROM FLOOR TO 4'-0" A.F.F. REFER TO MECHANICAL DWGS.
14	G.C. TO SUPPLY AND INSTALL SOUND BATT INSULATION ON ALL PUBLIC WASHROOM WALLS.
15	GAS METER. REFER TO MECHANICAL DRAWINGS. COORDINATE LOCATION WITH CIVIL DRAWINGS AND LOCAL UTILITY COMPANY.
16	N/A.
17	WALL TO BE COMPLETE W/ 1 LAYER 1/2" DUROCK NEXT GEN CEMENT BOARD ON 2"x6" METAL STUDS @ 16" O.C. CARRY STUDS & CEMENT BOARD TO 6" ABOVE CEILING.
18	PROVIDE PROPER NON-COMBUSTIBLE SUPPORT IN WALL AS REQUIRED TO SUPPORT EXHAUST HOOD. COORDINATE WITH HOOD VENDOR.
19	N/A.
20	INSTALL FLOOR TILE AFTER INSTALLATION OF COOLER UNIT. G.C TO COORDINATE WITH COOLER/ FREEZER MANUFACTURER.
21	N/A.
22	PROVIDE & INSTALL SCHLUTER STRIP AT TILED CORNERS. REFER TO SHEET A10 FOR SPECIFICATIONS.
23	WATER FILTRATION SYSTEM BY EQUIPMENT SUPPLIER. REFER TO MEP DRAWINGS. WATER FILTRATION SYSTEM TO BE INSTALLED TIGHT AGAINST THE CORNER.
24	REFER TO SHEET A9.3 FOR WASHROOM ELEVATIONS.
25	N/A.
26	PROVIDE BACKING/BLOCKING IN WALL AS REQUIRED TO SUPPORT WALL MOUNTED LED SCREENS.
27	DASHED LINE INDICATES LOCATION OF FROST SLAB (FOR COLDER CLIMATE REGIONS). REFER TO STRUCTURAL DRAWINGS FOR SIZE.
28	1/2" CEMENT BOARD EXTEND 24" A.F.F AND 1/2" GYPSUM WALL BOARD ABOVE ON 3 5/8" METAL STUDS.
29	G.C TO PROVIDE LEVEL 5 DRYWALL (AT A LOCATION BEHIND WALL GRAPHIC) C/W 2 COATS OF PRIMER OR 1 COAT OF FINISH PAINT.
30	N/A.
31	WALL MOUNTED FIRE EXTINGUISHER TO BE SUPPLY AND INSTALL BY G.C. G.C. TO VERIFY LOCATION WITH FIRE MARSHALL.
32	SEMI- RECESSED FIRE EXTINGUISHER AND CABINET. REFER TO INTERIOR ELEVATION 3/A9.
33	PROVIDE PLYWOOD BEHIND PORTAL OFFICE CABINET. REFER TO INTERIOR ELEVATION 9/A9.1.
34	N/A.
35	N/A.
36	DRIVE THRU WINDOW SUPPLY AND INSTALL BY G.C.
37	PROVIDE MIN. 2" AIR SPACE BETWEEN COOLER / FREEZER AND FACE OF WALL.
38	N/A.
39	COOLER / FREEZER UNIT PROVIDED & INSTALLED BY MANUFACTURER. INTERIOR RAMP TO BE PROVIDED INSIDE FREEZER UNIT BY MANUFACTURER. G.C TO COORDINATE.
40	N/A.
41	CROSS HATCH INDICATES LOCATION OF SHEAR WALLS. REFER TO STRUCTURAL DRAWINGS.
42	N/A.
43	N/A.
44	N/A.
45	G.C TO PROVIDE AND INSTALL S/S PANELS BEHIND AND BESIDE FRY STATION AS INDICATED. REFER TO DETAIL 1/A6 AND INTERIOR ELEVATIONS 9/A9.1.
46	N/A.
47	RAIN WATER LEADER. REFER TO PLUMBING DRAWINGS.
48	WATER METER AND BACK FLOW PREVENTER. REFER TO PLUMBING DRAWINGS. EXACT LOCATION OF WATER METER TO BE COORDINATED WITH CIVIL PLANS.

POPEYES LOUISIANA KITCHEN MODEL 2112. 503 W. 3RD STREET. PEMBROKE. NC: 2124 PROTOTYPE DOCUMENTS STORE NO. 14185



1
A1.1

EGRESS PLAN

SCALE: 1/4"=1'-0"

BUILDING: 1,829 SQ. FT.
EXTERIOR COOLER/FREEZER: 168 SQ. FT.
TOTAL SEATS: 12

MAINTAIN MIN. 36" TRAVEL
EGRESS WIDTH WITHIN
KITCHEN

MAINTAIN MIN. 44" TRAVEL
EGRESS WIDTH WITHIN
DINING (PRIMARY)

DENOTES TRAVEL LENGTH
PER SECTION 1028.7 NOT TO
EXCEED 200' - NON-
SPRINKLERED BUILDING

- DINING
UNCONCENTRATED SEATING
180 SQ. FT. / 15 SQ. FT. PER PERSON = 12 OCCUPANTS
(12 SEATS)

- STANDEE
35 SQ. FT. / 5 SQ. FT. PER PERSON = 7 OCCUPANTS

- KITCHEN
1,155 SQ. FT. / 200 SQ. FT.
PER PERSON = 6 OCCUPANTS

TOTAL OCCUPANT LOAD = 25 OCCUPANTS

ISSUE TABLE		
No.	Date (mm/dd/yy)	Description

REVISIONS		
No.	Date	Description

DRAWINGS REVISED AS PER DESIGN BULLETIN		
No.	Date	Description

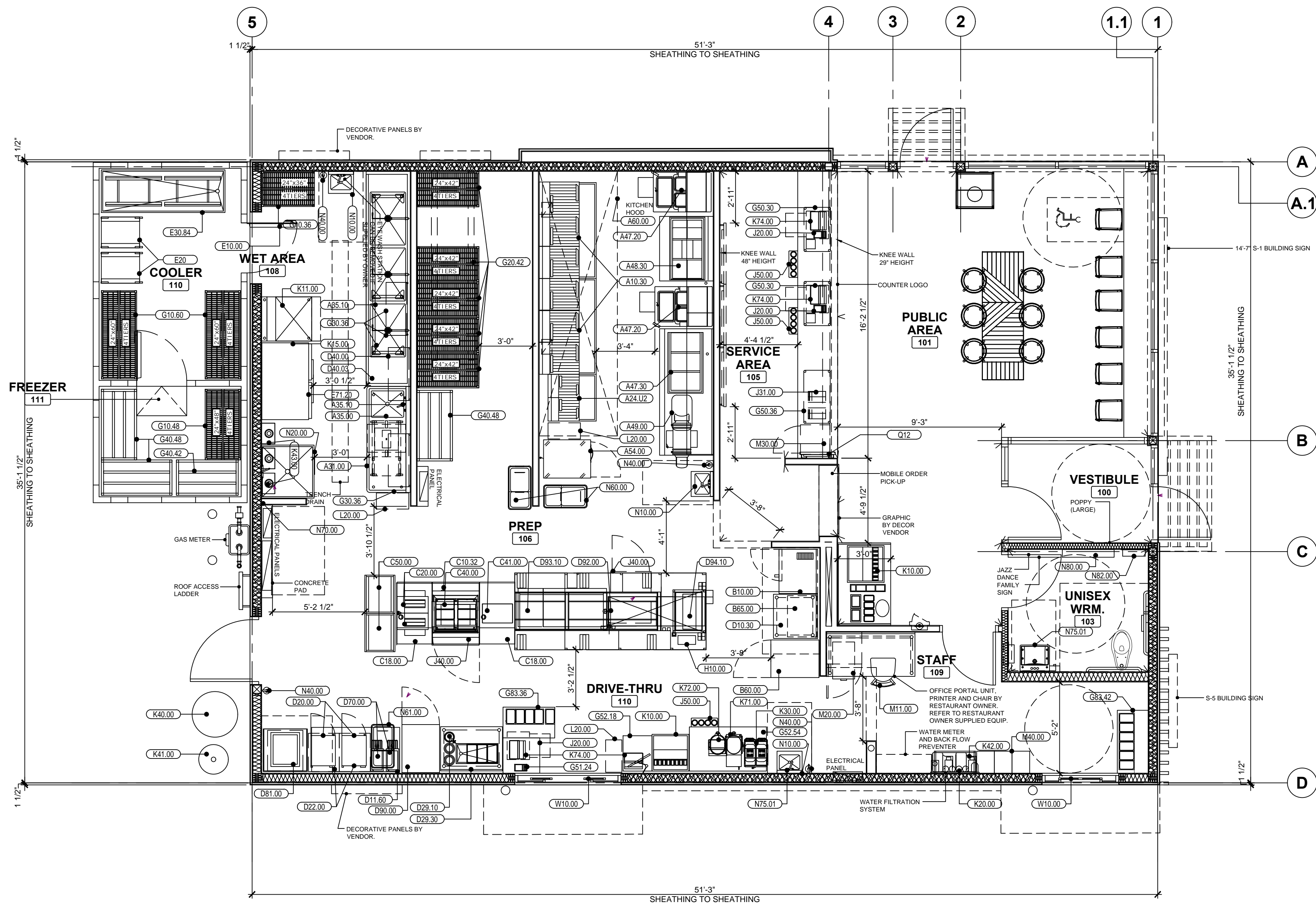


THIS DRAWING IS OWNED BY OR LICENSED FOR USE BY POPEYES LOUISIANA KITCHEN (OR ITS AFFILIATED OR RELATED COMPANIES) AND MAY NOT BE REPRODUCED, USED, DOWNLOADED, DISSEMINATED, PUBLISHED, OR TRANSFERRED IN ANY FORM OR BY ANY MEANS, EXCEPT WITH THE PRIOR WRITTEN CONSENT OF POPEYES LOUISIANA KITCHEN. COPYRIGHT INFRINGEMENT IS A VIOLATION OF FEDERAL LAW SUBJECT TO CRIMINAL AND CIVIL PENALTIES.

THE CONTRACTOR IS TO VERIFY ALL DIMENSIONS AND CONDITIONS ON THE PROJECT AND TO REPORT ANY DISCREPANCIES TO THE POPEYES LOUISIANA KITCHEN REPRESENTATIVE PRIOR TO COMMENCING WORK. THESE DRAWINGS ARE NOT TO BE USED FOR CONSTRUCTION PURPOSES UNLESS INDICATED BY POPEYES LOUISIANA KITCHEN AS "ISSUED FOR CONSTRUCTION".

Architrave
GROUP P.C.
157 Broad Street • Suite 107
Red Bank, New Jersey 07701
Phone (732) 212-0007 Fax (732) 212-0059
JOSE C. SANTOS, RA - NJ A118745
NY 035006 DE S5-000774
VA 015922 NC 1226DNCF 52665

Project	
Store Type US 2112 PROTOTYPE 2112-21	
Location PROTOTYPE 2112 (U.S.) 503 W. 3RD STREET PEMBROKE, NORTH CAROLINA	
Drawing Title EQUIPMENT PLAN & SCHEDULES	
Drawn JS	Checked JS
Scale 1/4"=1'-0"	Date 8/11/23
Project No. G23-29	Drawing No. A1.1



1
A2 **EQUIPMENT PLAN**
SCALE: 1/4"=1'-0"

BUILDING: 1,829 SQ. FT.
EXTERIOR COOLER/FREEZER: 168 SQ. FT.
TOTAL SEATS: 12

NOTE

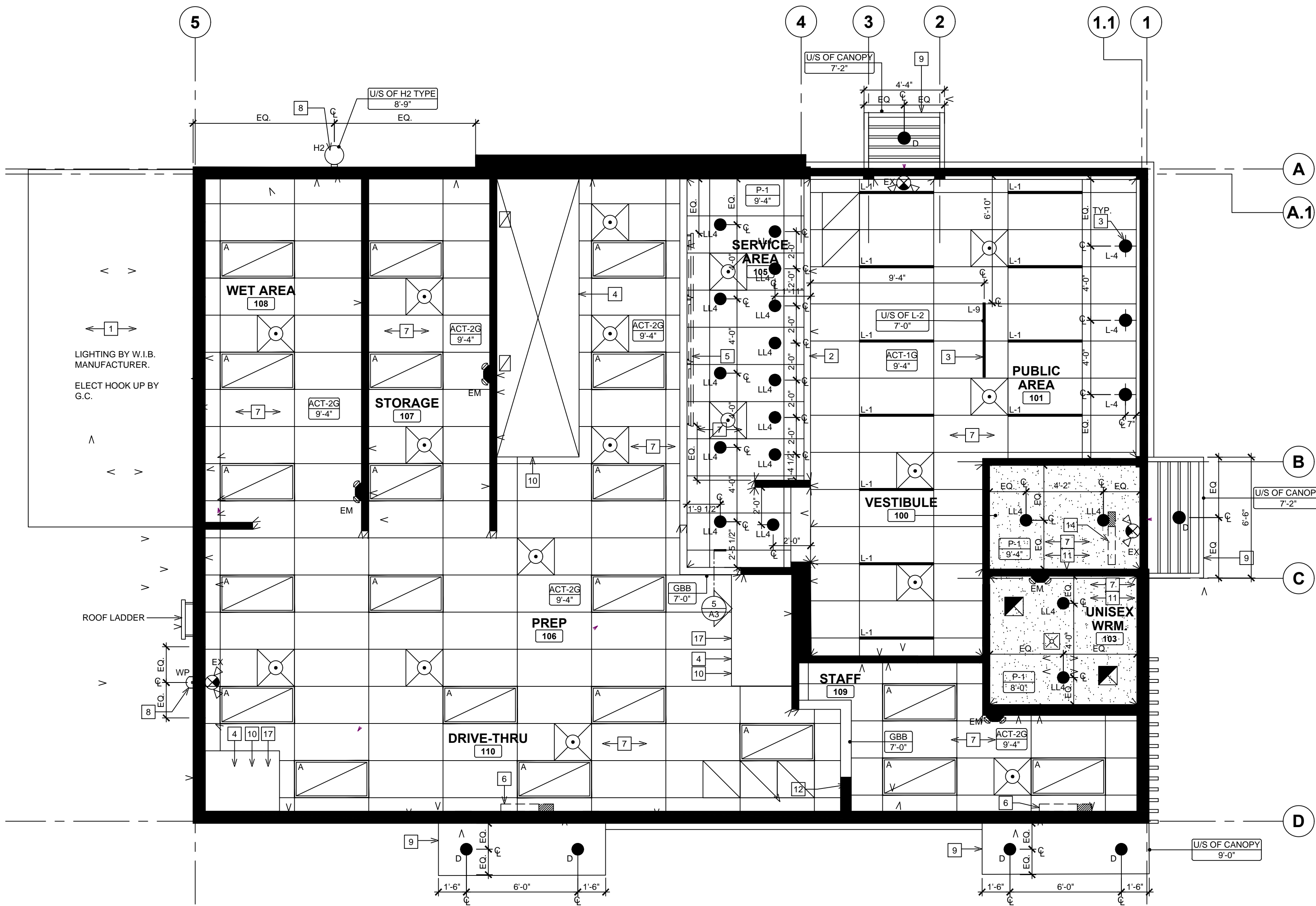
- IT IS RESPONSIBILITY OF THE G.C. TO COORDINATE DELIVERY, UNCRATING, POSITIONING, FINAL HOOK UP AND REMOVAL OF TRASH OF ALL OWNER SUPPLIED KITCHEN EQUIPMENT.
- ALL KITCHEN EQUIPMENT TO BE INSTALLED AS PER MANUFACTURER'S SPECIFICATIONS.
- DECOR ITEMS SUPPLIED BY OWNER AND INSTALLED BY GENERAL CONTRACTOR.
- FOR DINING ROOM FURNITURE, SEE DECOR PACKAGE, CONTACT DECOR VENDOR FOR DETAILS.
- ARCHITECT OF RECORD TO ENSURE AND COORDINATE THAT ALL INTERIOR AND EXTERIOR COMPLIES WITH ADA REQUIREMENTS AS WELL AS LOCAL JURISDICTIONS.
- AS OF DECEMBER 31, 2021, CAPTIVE AIRE NO LONGER MANUFACTURES OR SELLS THE POPEYES LOW PROFILE HOOD. THE ONLY APPROVED HOOD IS THE FRANKE PLK HOOD. THE ONLY APPROVED HOOD IS THE FRANKE PLK HOOD. CAD DWGS AND SPECS CAN BE FOUND IN THE DESIGN PORTAL ON THE EQUIPMENT SCHEDULE TAB.

NEW KITCHEN EQUIPMENT SCHEDULE

NOTE:
CONTRACTOR SHOULD REFER TO MANUFACTURER SPECIFICATIONS FOR ALL SERVICE REQUIREMENTS AND PROPER CONNECTIONS.

ITEMNO	QTY	CATEGORY	MFR	MODEL	EQUIPMENT REMARKS
A10.30	2	MULTIPLE FRYER SYSTEM, GAS	ULTRAFRYER	BP20203	
A10.40	2	SHORTENING DISPOSAL UNIT	ULTRAFRYER	DSP205AL	NOT SHOWN IN PLAN
A10.50	2	BOILOUT HOSE	ULTRAFRYER	BOILOUT	NOT SHOWN IN PLAN
A24.U2	1	MULTIPLE FRYER SYSTEM, GAS	ULTRAFRYER	BP30142UCP	
A31.00	1	MARINATOR	AYRKING	M101-110	
A35.00	1	ONE COMPARTMENT SINK	WINHOLT	1143828	
A35.10	2	PRE-RINSE FAUCET ASSEMBLY	T & S	B2180	
A47.20	2	BATTER STATION 29"	AYRKING	8BSUL2934P	
A47.30	1	BATTER STATION 86"	KES	CUSTOM	
A48.30	1	3-PAN ICE BATH TABLE FABRICATION	KES	CUSTOM	
A49.00	1	DRUMROLL	AYRKING	DRUL120TPR 8POP	
A54.00	1	REACH-IN FREEZER	DELFIELD	GBF1P-S	
A60.00	1	15' HOOD	FRANKEE	3347 FR-BD-2	
B10.00	1	CONVECTION OVEN, DOUBLE STACKED	BLODGETT OVEN	CTB DBL	
B60.00	1	REACH-IN REFRIGERATOR	DELFIELD	GBR1P-S	
B65.00	1	BISCUIT HOLDING UNIT	NWS	D328530400N	
C10.30	1	POPEYES DUAL SIDE SANDWICH PREP	NWS	FT75670100N	
C20.00	2	TOASTER	ANTUNES	VC1-2	
C40.00	1	PRODUCT HOLDING UNIT	PRINCE CASTLE	EHBP23	
C41.00	1	PROTEIN HOLDING UNIT	PRINCE CASTLE	PHB41F	
C60.00	2	BUN / SHEET PAN RACK	CAMERO	UPR1826F20680	
D10.30	1	WORK TABLE	NWS	D202070400N	
D11.60	1	WORK TABLE 80"	KES	CUSTOM	
D20.00	2	MICROWAVE OVEN	PANASONIC	NE-17523	
D22.00	2	MICROWAVE SHELF	NWS	D413310300N	
D28.10	1	PACKING TABLE, CONSERVEWELL UTENSIL	SERVER	CW-DI	
D29.30	1	PACKING TABLE, SINGLE SIDED	KES	CUSTOM	
D40.00	1	3-BOWL SINK	NWS	146" LONG	
D40.03	1	SPLASH DIVIDER	NWS	F367400100N	
D70.00	2	HOT WATER DISPENSER	BUNN	H5XEL	
D81.00	1	RETHERMALIZER, WATER TANK, ELECTRIC	ULTRAFRYER	REO-1620-X	
D90.00	1	HOLDING UNIT / CVAP	WINSTON	HA4522	
D92.00	1	HOLDING BINS	PRINCE CASTLE	PHB21N2	
D93.10	1	HOLDING BINS	PRINCE CASTLE	DHBP2T-60P	
D94.00	1	PROTEIN HOLDING BIN	PRINCE CASTLE	PHB34R2	
D94.10	1	BISCUIT HOLDING BIN	PRINCE CASTLE	PHB1N1	
E10.00	1	WALK-IN COOLER	KOLPAK	WHCF A165891	
E20.00	2	CHICKEN RACKS	SPG	4H1286	
E30.84	1	CHICKEN CRATE	NWS	D125065000N	
E71.20	1	DOUBLE EVEN-THAW REFRIGERATOR	TRAULSEN	RE232N-1	
G10.36	1	COATED WIRE SHELIVING - 4 TIERS	METRO	2436NK3	
G10.48	2	COATED WIRE SHELIVING - 4 TIERS	METRO	2448NK3	
G10.60	2	COATED WIRE SHELIVING - 4 TIERS	METRO	2448NK3	
G20.42	5	WIRE SHELIVING WITH TRACK 42"	METRO	2448NK3	
G30.36	4	WIRE SHELIVING WALL MOUNTED - 36" 2 TIER	METRO	2448NK3	
G40.42	2	DUNNAGE RACK	KES	CUSTOM	
G40.48	1	DUNNAGE RACK	KES	CUSTOM	
G50.30	2	WIRE SHELIVING UNCOATED - 2 TIER 30"	METRO	CUSTOM	
G50.36	1	WIRE SHELIVING UNCOATED - 2 TIER 36"	METRO	CUSTOM	
G51.24	1	POS TABLE 24"	METRO	CUSTOM	
G52.18	1	DRIVE-THRU TABLE 18"	KES	CUSTOM	
G52.54	1	DRIVE-THRU TABLE 54"	KES	CUSTOM	
G83.36	1	EXPEDITE TABLE	KES	CUSTOM	
G83.42	1	EXPEDITE TABLE	KES	CUSTOM	
H10.00	1	MODULAR PRODUCTION COUNTER - DUAL LINE	KES	CUSTOM	
J20.00	3	CASH CONTROLLER	NKL INDUSTRIES	W-101	
J31.00	1	CONDIMENT ORGANIZER BIN RACK	CAMERO	13RS12	
J40.00	1	UNDERCOUNTER REFRIGERATOR	SILVER KING	SKRS28	
J50.00	3	DISPOSABLE CUP DISPENSER	DISPENSE-RITE	WR-CC-22-POP	
K10.00	2	SODA MACHINE	MANITOWOC	IBF0620C	
K11.00	1	ICE MAKER, CUBE-STYLE	MANITOWOC	IYF0900N	
K15.00	1	ICE BIN	MANITOWOC	D570 8POP	
K20.00	1	WATER FILTER SYSTEM	EVERPURE	EV943710	
K30.00	1	FROZEN LEMONADE	BUNN	34000.0012	
K40.00	1	GREASE TANK			
K41.00	1	CO2 TANK			
K42.00	1	BAG N BOX			BY OTHERS
K43.00	3	WATER HEATERS			BY OTHERS
K71.00	1	TEA BREWER	BUNN	ITCB	
K72.00	2	TEA DISPENSER	BUNN	TD040	
K74.00	4	POS			BY OTHERS
L20.00	3	TRASH BINS			
LP45.00	1	OUTSIDE TRASH RECEPTACLE	WAUSAU	TF1015	NOT SHOWN IN PLAN
LP46.00	1	OUTSIDE TRASH RECEPTACLE	WAUSAU	TF1021	NOT SHOWN IN PLAN
M11.00	1	MANAGERS DESK	NWS	F367310100N	
M20.00	1	OFFICE SUPPLIES	WASSER	106053	
M30.00	1	SAFE	FIRE KING	BSD2920	
M40.00	1	LOCKERS W/ 6 HIGH UNIT	KELMAX	EL SERIES	
N10.00	3	HAND SINK	FAT	MSB3624	CLASS K
N20.00	1	MOP SINK (36"x36")	KROWNE	HS-68	
N40.00	2	FIRE EXTINGUISHER	ACTION	436500	CLASS K
N40.10	1	FIRE EXTINGUISHER	ACTION	434909	
N60.00	2	FLOUR BIN	RUBBERMAID	FG360228BWH	
N61.00	1	INGREDIENTS BIN	RUBBERMAID	FG360228BWH	
N70.00	1	MOP & BROOM HAGER	K42		
N75.01	4	FAUCET	KROWNE	16-197	
W10.00	2	DRIVE-THRU WINDOW	QUICKSERV	BP-72x	
Q12	1	PRE-SELL MENUBOARD, DIGITAL 1 PANELS	SICOM	CUSTOM	

ISSUE TABLE		
No.	Date (mm/dd/yy)	Description
REVISIONS		
No.	Date	Description
DRAWINGS REVISED AS PER DESIGN BULLETIN		
No.	Date	Description
THIS DRAWING IS OWNED BY OR LICENSED FOR USE BY POPEYES LOUISIANA KITCHEN (OR ITS AFFILIATED OR RELATED COMPANIES) AND MAY NOT BE REPRODUCED, USED, DOWNLOADED, DISSEMINATED, PUBLISHED, OR TRANSFERRED IN ANY FORM OR BY ANY MEANS, EXCEPT WITH THE PRIOR WRITTEN CONSENT OF POPEYES LOUISIANA KITCHEN. COPYRIGHT INFRINGEMENT IS A VIOLATION OF FEDERAL LAW SUBJECT TO CRIMINAL AND CIVIL PENALTIES.		
THE CONTRACTOR IS TO VERIFY ALL DIMENSIONS AND CONDITIONS ON THE PROJECT AND TO REPORT ANY DISCREPANCIES TO THE POPEYES LOUISIANA KITCHEN REPRESENTATIVE PRIOR TO COMMENCING WORK. THESE DRAWINGS ARE NOT TO BE USED FOR CONSTRUCTION PURPOSES UNLESS INDICATED BY POPEYES LOUISIANA KITCHEN AS "ISSUED FOR CONSTRUCTION".		
 Architrave Group PC 157 Broad Street - Suite 107 Red Bank, New Jersey 07701 Phone (732) 212-0007 Fax (732) 212-0059 JOSE C. SANTOS, RA - NJ A16745 NY 03506 DE 55-000774 VA 015822 NC 12260NCF 52665		
Project		
Store Type		
US 2112 PROTOTYPE 2112-21		
Location		
PROTOTYPE 2112 (U.S.) 503 W. 3RD STREET PEMBROKE, NORTH CAROLINA		
Drawing Title		
EQUIPMENT PLAN & SCHEDULES		
Drawn		Checked
JS		JS
Scale		Date
1/4"=1'-0"		8/11/23
Project No.		Drawing No.
G23-29		A2



SYMBOL LEGEND		
	SECTION NUMBER DRAWING NUMBER	
	NOTE REFERENCE	
	DENOTES CEILING HT & MATERIAL	
GB	GYPSUM BOARD	
GBB	GYPSUM BOARD BULKHEAD	
LGB	LAY-IN GYPSUM BOARD	
	HVAC DUCTWORK WITH AIR GRILLE. REFER TO MECHANICAL DRAWINGS.	
	RETURN AIR GRILLE. REFER TO MECHANICAL DRAWINGS.	
	SUPPLY AIR GRILLE. REFER TO MECHANICAL DRAWINGS.	
	EXHAUST FAN. REFER TO MECHANICAL DRAWINGS.	
	SPEAKERS ATTACHED TO U/S OD TRUSS. REFER TO ELECTRICAL DRAWINGS.	
	RADIO & AMPLIFIER. REFER TO ELECTRICAL DRAWINGS.	
	AIR TRANSFER DUCT. REFER TO MECHANICAL DRAWINGS.	
	CEILING MOUNTED HORN / STROBE INDICATING DEVICE. REFER TO ELECTRICAL DRAWINGS.	
	CEILING MOUNTED STROBE ONLY DEVICE. REFER TO ELECTRICAL DRAWINGS.	

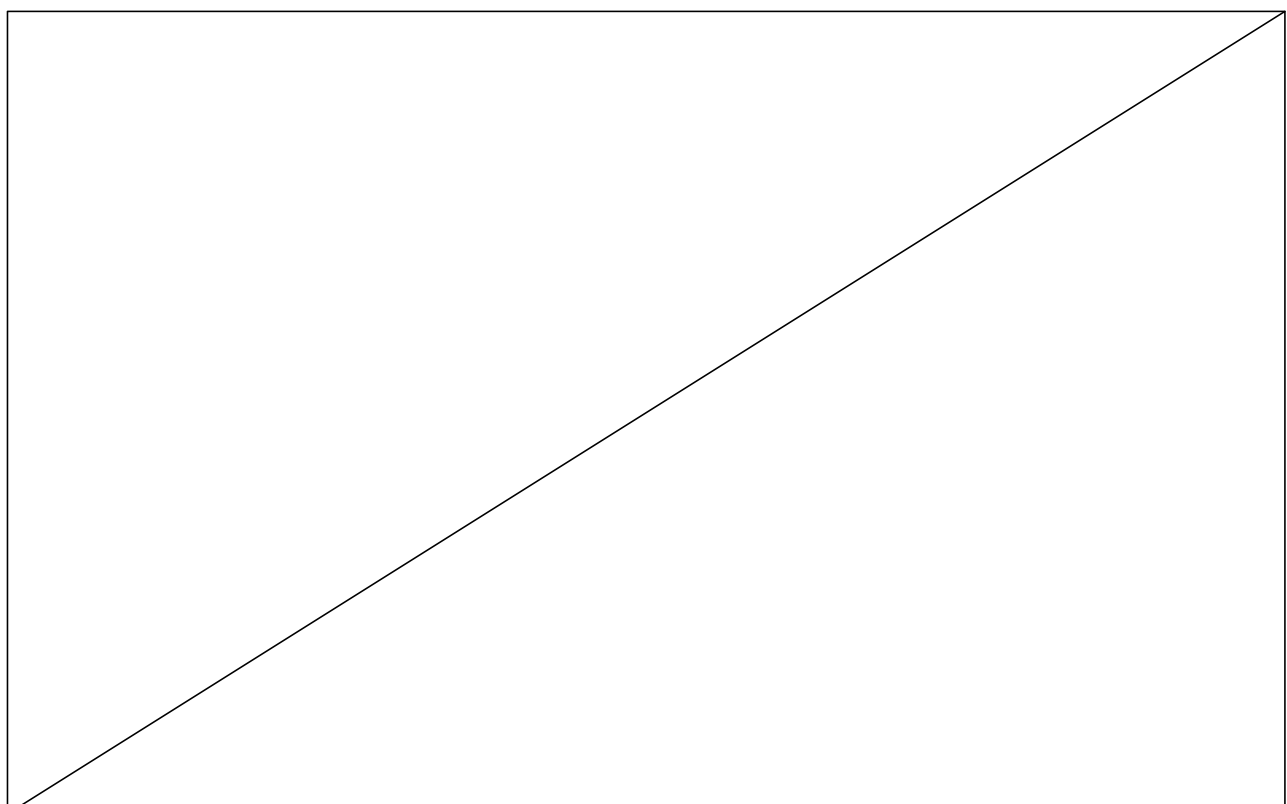
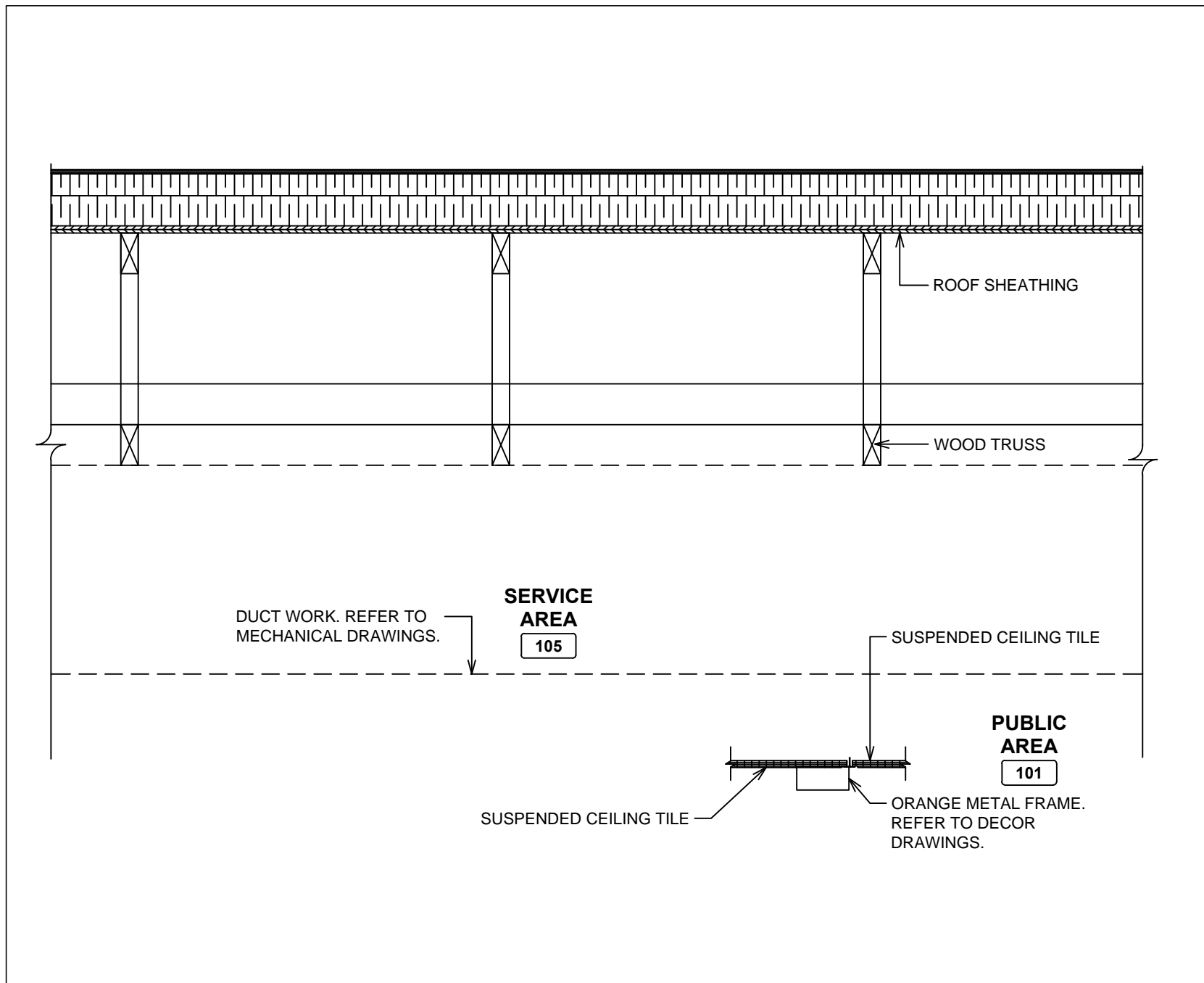
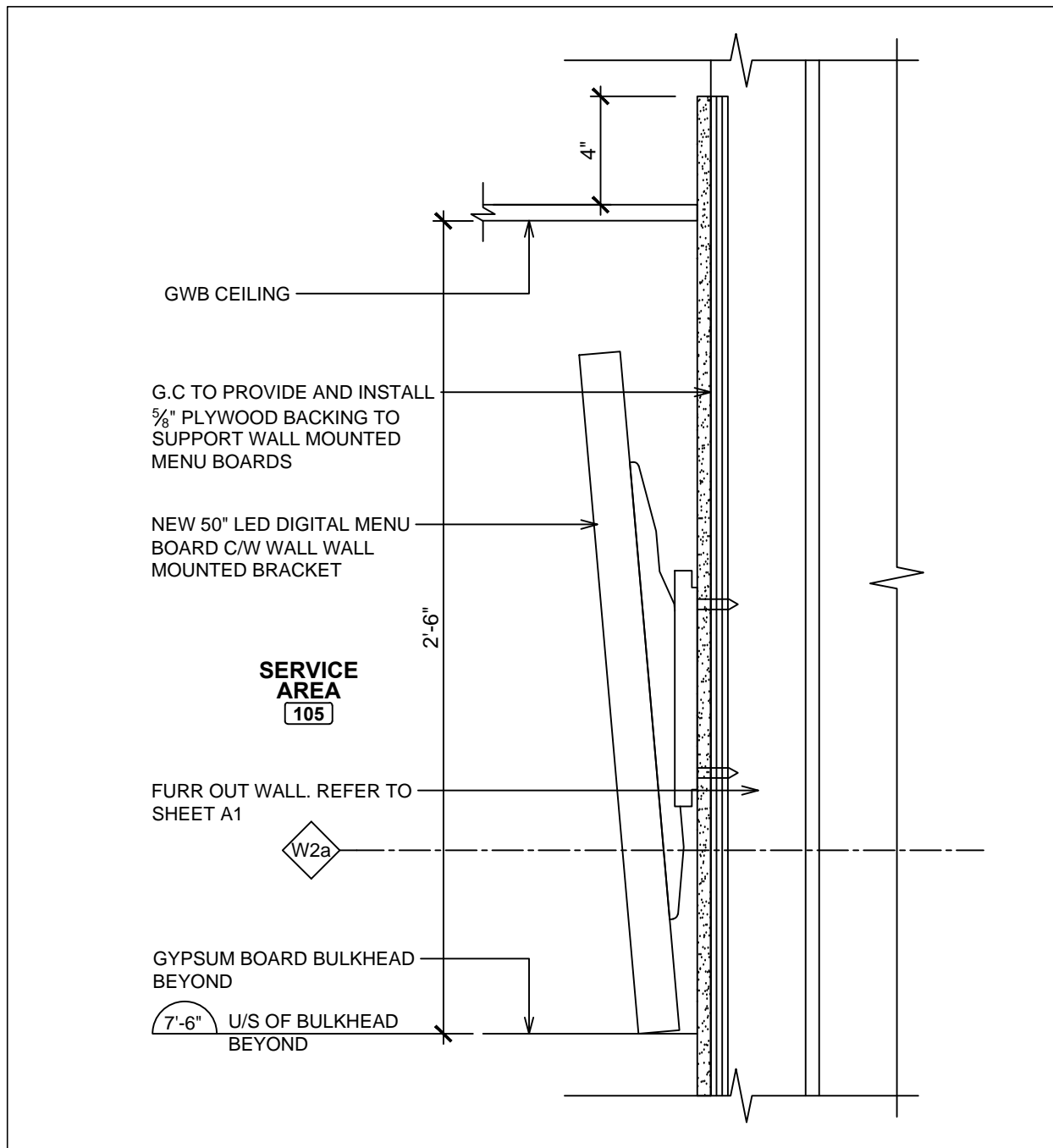
ELECTRICAL SCHEDULE	
	2'-0" X 4'-0" RECESSED FIXTURE
	PENDANT LIGHTING INSTALLED @ 7'-0" A.F.F. REFER TO ELECTRICAL DRAWINGS AND MASTER SCHEDULE.
	RECESSED DOWN LIGHT. REFER TO ELECTRICAL DRAWINGS AND MASTER SCHEDULE.
	LINEAR LIGHTING INSTALLED @ 9'-4" A.F.F. REFER TO ELECTRICAL DRAWINGS AND MASTER SCHEDULE.
	LINEAR SUSPENDED LIGHTING INSTALLED @ 7'-0" A.F.F. REFER TO ELECTRICAL DRAWINGS AND MASTER SCHEDULE.
	CANOPY DOWN LIGHT. REFER TO ELECTRICAL DRAWINGS AND MASTER SCHEDULE.
	RECESSED DOWN LIGHT IN CANOPIES. REFER TO ELECTRICAL DRAWINGS AND MASTER SCHEDULE.
	EXTERIOR LIGHTING. REFER TO ELECTRICAL DRAWINGS AND MASTER SCHEDULE.
	EMERGENCY LIGHTING. REFER TO ELECTRICAL DRAWINGS AND MASTER SCHEDULE.
	EXTERIOR WALL PACK LIGHTING. REFER TO ELECTRICAL DRAWINGS AND MASTER SCHEDULE.
REFER TO ELECTRICAL DRAWINGS FOR SPECIFICATIONS	

ISSUE TABLE		
No.	Date (mm/dd/yy)	Description
REVISIONS		
No.	Date	Description
DRAWINGS REVISED AS PER DESIGN BULLETIN		
No.	Date	Description
		PROJECT NORTH
THIS DRAWING IS OWNED BY OR LICENSED FOR USE BY POPEYES LOUISIANA KITCHEN (OR ITS AFFILIATED OR RELATED COMPANIES) AND MAY NOT BE REPRODUCED, USED, DOWNLOADED, DISSEMINATED, PUBLISHED, OR TRANSFERRED IN ANY FORM OR BY ANY MEANS, EXCEPT WITH THE PRIOR WRITTEN CONSENT OF POPEYES LOUISIANA KITCHEN. COPYRIGHT INFRINGEMENT IS A VIOLATION OF FEDERAL LAW SUBJECT TO CRIMINAL AND CIVIL PENALTIES.		
THE CONTRACTOR IS TO VERIFY ALL DIMENSIONS AND CONDITIONS ON THE PROJECT AND TO REPORT ANY DISCREPANCIES TO THE POPEYES LOUISIANA KITCHEN REPRESENTATIVE PRIOR TO COMMENCING WORK. THESE DRAWINGS ARE NOT TO BE USED FOR CONSTRUCTION PURPOSES UNLESS INDICATED BY POPEYES LOUISIANA KITCHEN AS "ISSUED FOR CONSTRUCTION".		

NOTE:		
1. THE GENERAL CONTRACTOR IS TO ENSURE THE FOLLOWING ITEMS ARE BUILT IN ACCORDANCE WITH STRUCTURAL DRAWINGS AND TO MEET CODE REQUIREMENTS (INCLUDING SEISMIC AND LATERAL RESTRAINT) AS REQUIRED:		
- SUSPENDED SHELVING SUPPORTS		
- SEISMIC AND LATERAL RESTRAINT FOR DUCTWORK		
- SUSPENDED CEILING PANELS, GYPSUM BOARD / T-BAR CEILINGS IN RELATION TO SEISMIC AND LATER RESTRAINT.		
2. THE GENERAL CONTRACTOR IS RESPONSIBLE THAT ALL SUB-TRADES HAVE RETAINED A QUALIFIED STRUCTURAL ENGINEER TO REVIEW THEIR APPROPRIATE WORK. STRUCTURAL ENGINEER(S) TO ISSUE LETTER (ON THEIR LETTERHEAD) STATING THAT ALL WORK MEETS THE REQUIREMENT OF BUILDING CODE FOR SEISMIC RESTRAINTS.		

SECURITY CAMERA LEGEND (16.3)		
CAP INDEX	SECURITY PACKAGE #	CAMERA #S
0<100	1	1-4
100<250	2	1-8
>250	3	1-12
NOTES: - WITH PACKAGE #2 AND #3, 4 EXTRA CAMERAS ARE AVAILABLE TO BE LOCATED AT THE OWNERS DISCRETION - IF A CAMERA IS INSTALLED IN STAFF AREA, OWNER IS TO INFORM STAFF. *		
	#	NUMBER OF CAMERAS

CEILING PLAN NOTES	
1	REFER TO WALK-IN FREEZER & COOLER MANUFACTURER FOR EVAPORATOR AND LIGHTING. FINAL CONNECTION BY G.C.
2	ORANGE METAL FRAME AROUND OPENING OF FRONT COUNTER. REFER TO POPEYES DECOR PACKAGE.
3	ALL PENDANTS / LIGHTS TO BE SUPPLY BY GC / OWNER AND INSTALLED BY G.C. JUNCTION BOX AND FINAL ELECTRICAL CONNECTION BY G.C. PENDANT LIGHTS TO BE MOUNTED AT 7'-0" A.F.F. REFER TO ELECTRICAL DRAWINGS FOR FIXTURE INFORMATION.
4	EXHAUST HOODS SUPPLY BY OWNER AND INSTALL BY G.C.REFER TO MECHANICAL DRAWINGS.
5	WALL MOUNTED LED SCREENS SUPPLIED BY POPEYES. AND INSTALLED BY G.C. REFER TO DETAIL 3/A3. G.C TO PROVIDE & INSTALL ADEQUATE BLOCKING/BACKING FOR SUPPORT.
6	PROPOSED LOCATION OF AIR CURTAIN IF REQUESTED BY RESTAURANT OWNER. REFER TO MECHANICAL/ELECTRICAL DRAWINGS. GC TO PROVIDE AND INSTALL ELECTRICAL POWER FOR FUTURE AIR CURTAIN. OPERATORS TO BE PROVIDED AT DRIVE-THRU WINDOW IF AIR CURTAIN IS INSTALLED. ALL ELECTRICAL OUTLETS PROVIDED TO BE CAPPED OFF. REFER TO ELECTRICAL DRAWINGS.
7	ALL DIFFUSERS & RETURN AIR GRILLES TO MATCH CEILINGS (THROUGHOUT THE ENTIRE RESTAURANT).
8	REFER TO EXTERIOR ELEVATIONS FOR MOUNTING LOCATION OF WALL MOUNTED LIGHT FIXTURES (TYP.)
9	LINE OF CANOPY ABOVE. SUPPLY AND INSTALL BY SIGNAGE VENDOR. REFER TO DETAILS AND STRUCTURAL DRAWINGS.
10	G.C. TO SUPPLY AND INSTALL 20 GA. STAINLESS STEEL PANEL ON CEILING TILE W/ HOLD DOWN CLIP AROUND EXHAUST HOOD. DO NOT FASTEN TO EXHAUST FOOD. ANY DAMAGED TO THE EQUIPMENT HOOD WILL BE AT THE COST OF G.C.
11	CEILING IN PUBLIC RESTROOMS / WASHROOM VESTIBULE TO BE PAINTED GYPSUM BOARD INSTALLED OVER 2" X 4" WOOD CEILING FRAMING @ 2'-0" O.C.
12	RAINWATER LEADER. REFER TO MECHANICAL DRAWINGS.
13	G.C. TO SUPPLY AND INSTALL EXHAUST FAN IN THE CABINET TO VENT ABOVE CEILING AT OFFICE DESK.
14	HOOD USED ONLY WHERE THE CITY REQUESTS HOOD ABOVE EQUIPMENT.
15	FRONT COUNTER BULKHEAD. REFER TO DETAIL 4/A3. FRONT COUNTER BULKHEAD NOT TO BE LESS THAN 6" HIGH (IF SITE ISSUE ARISES IN TERMS OF DUCTWORK INTERFERENCE- GC TO NOTIFY ARCHITECT OF RECORD).
16	JLC T-BAR LED LINEAR LIGHTING FIXTURE INSTALL T-BAR GRID. REFER TO FINISH SCHEDULE.



rchitrave GROUP PC

157 Broad Street - Suite 107
Red Bank, New Jersey 07701
Phone (732) 212-0007 Fax (732) 212-0059
JOSE C. SANTOS, RA - NJ A16745
NY 03506 DE 55-000774
VA 03522 NC 12260NCF 52665

Company Logo

Project

US 2112 PROTOTYPE
2112-21

Location

PROTOTYPE
2112 (U.S.)
503 W. 3RD STREET
PEMBROKE, NORTH CAROLINA

Drawing Title

REFLECTED
CEILING PLAN &
DETAILS

Drawn

JS

Checked

JS

Scale

1/4"=1'-0"

Date

8/11/23

Project No.

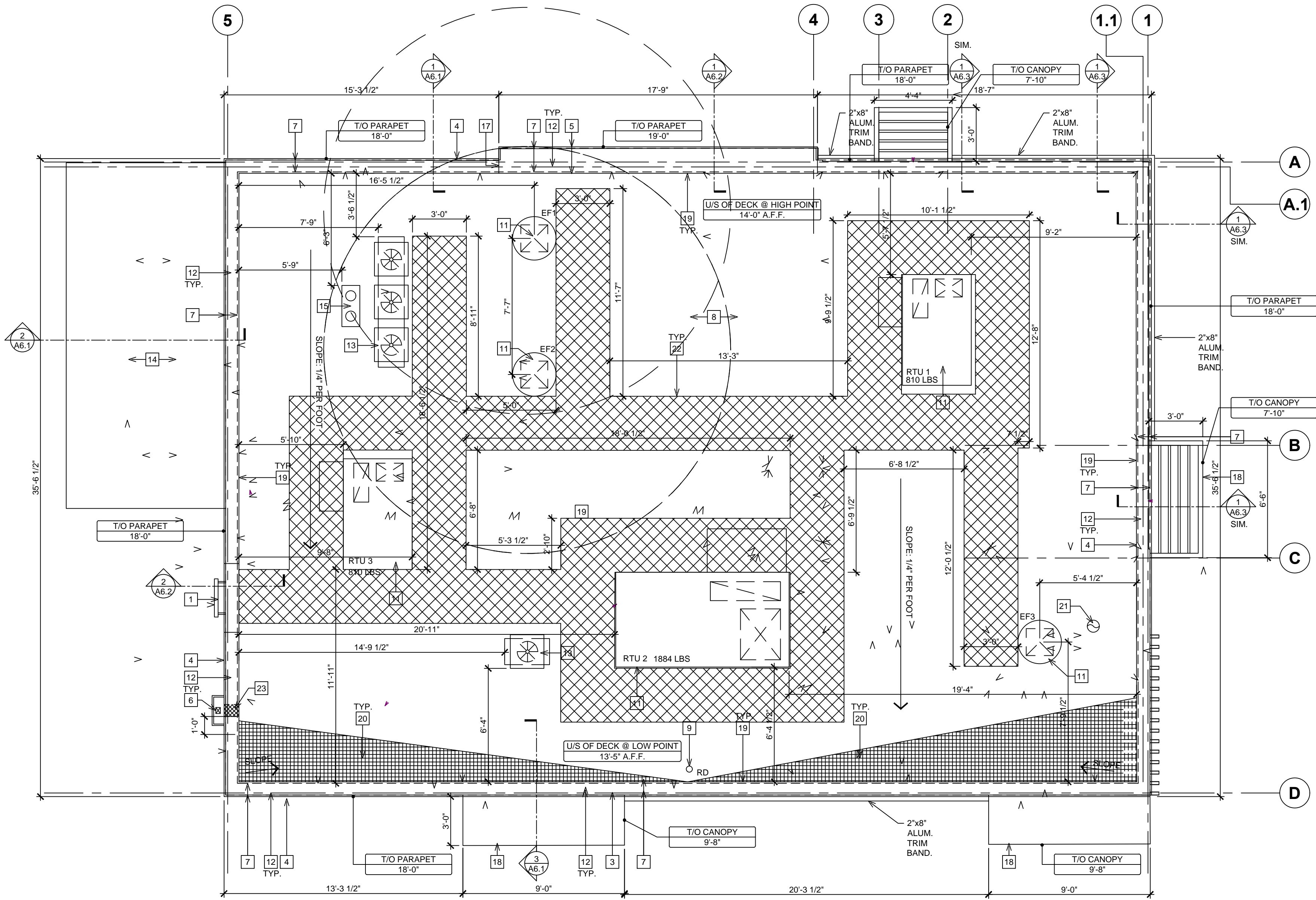
G23-29

Drawing No.

A3

JOSE C. SANTOS
REGISTERED ARCHITECT
12260
NORTH CAROLINA
RED BANK

ARCHITRAVE GROUP PC
Professional Company
52665
NORTH CAROLINA
RED BANK



1 ROOF PLAN
SCALE: 1/4"=1'-0"

**SYMBOL
LEGEND**

1 A1	DETAIL NUMBER DRAWING NUMBER
1	NOTE REFERENCE

NOTE:
ALL ROOFING TO BE IN STRICT ACCORDANCE WITH THE NATIONAL
ROOFING CONTRACTORS ASSOCIATION ROOFING MANUAL

G.C IS RESPONSIBLE FOR SEALING ALL ROOF PENETRATIONS
UPON COMPLETION OF THE PROJECT.

ROOF TYPE LEGEND

ROOF ASSEMBLY:
- 5/8" 60mil WHITE ULTRAPLY TPO MEMBRANE (OR APPROVED EQUAL)
- 2 LAYERS OF RIGID INSULATION (R-27.7 MIN.)
- 10mil VAPOUR RETARDER
- WOOD ROOF DECK
- WOOD TRUSS
(AS PER NRCA STANDARDS)

CALCULATED ROOF AREA

HORIZONTAL ROOF SURFACE (S.F)	1694
VERTICAL SURFACE 50% AREA (S.F)	589
TOTAL PROJECTED ROOF AREA (S.F)	2283

DRAINAGE CALCULATIONS:

(SIZE OF VERTICAL CONDUCTORS AND LEADERS)

100 YEAR, 1 HOUR RAIN FALL (IN.) 3"

(PER FIGURE 1106.1, OHIO PLUMBING CODE)

VERTICAL LEADER SIZE (RECTANGULAR) 3-1/2" X 4"

SPECIFIED LEADER CAPACITY (SINGLE) 5300 S.F

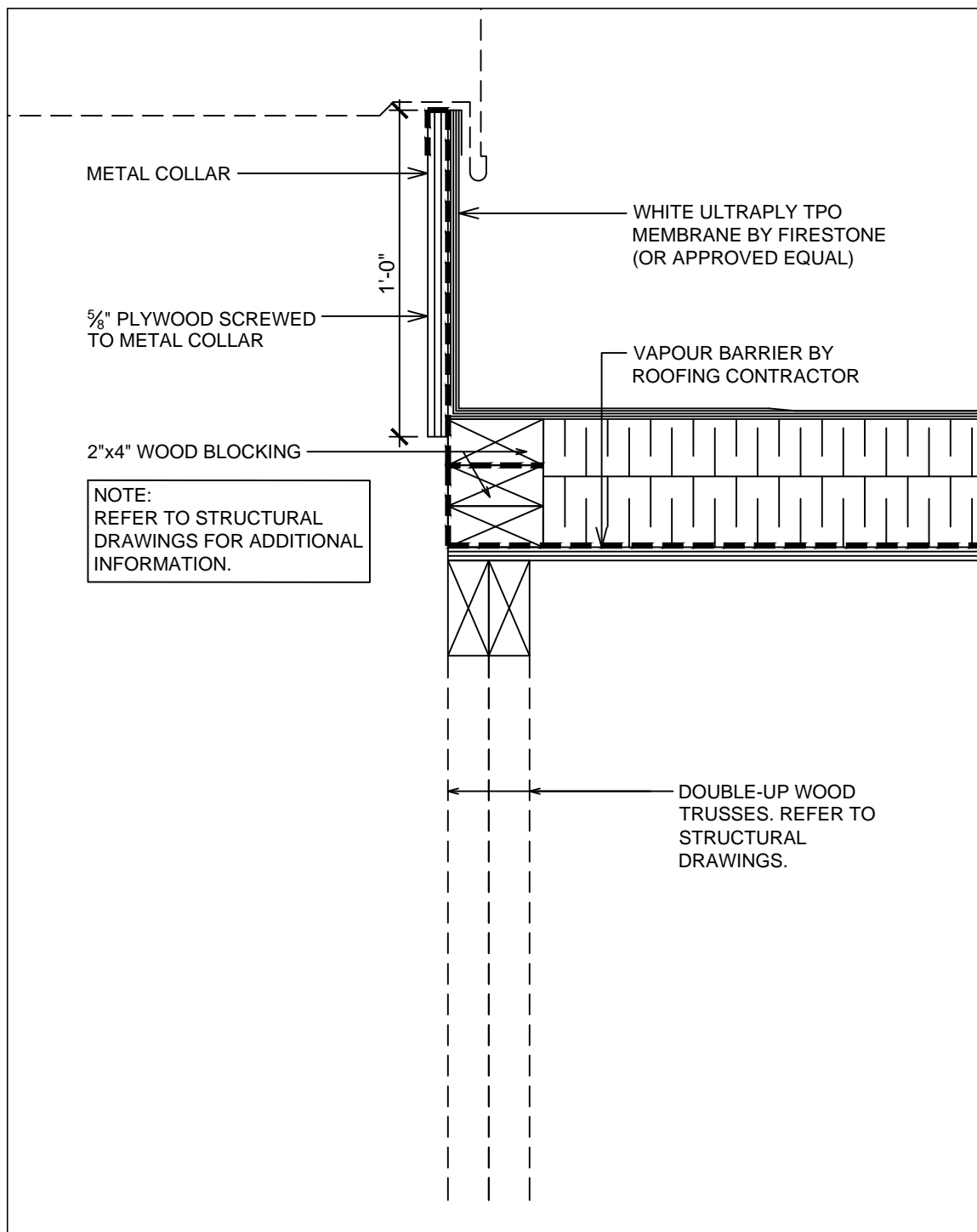
(PER TABLE 1106.2(2), OHIO PLUMBING CODE)

REQUIRED OVERFLOW SCUPPER SIZE (SINGLE) 1" X 10.7"

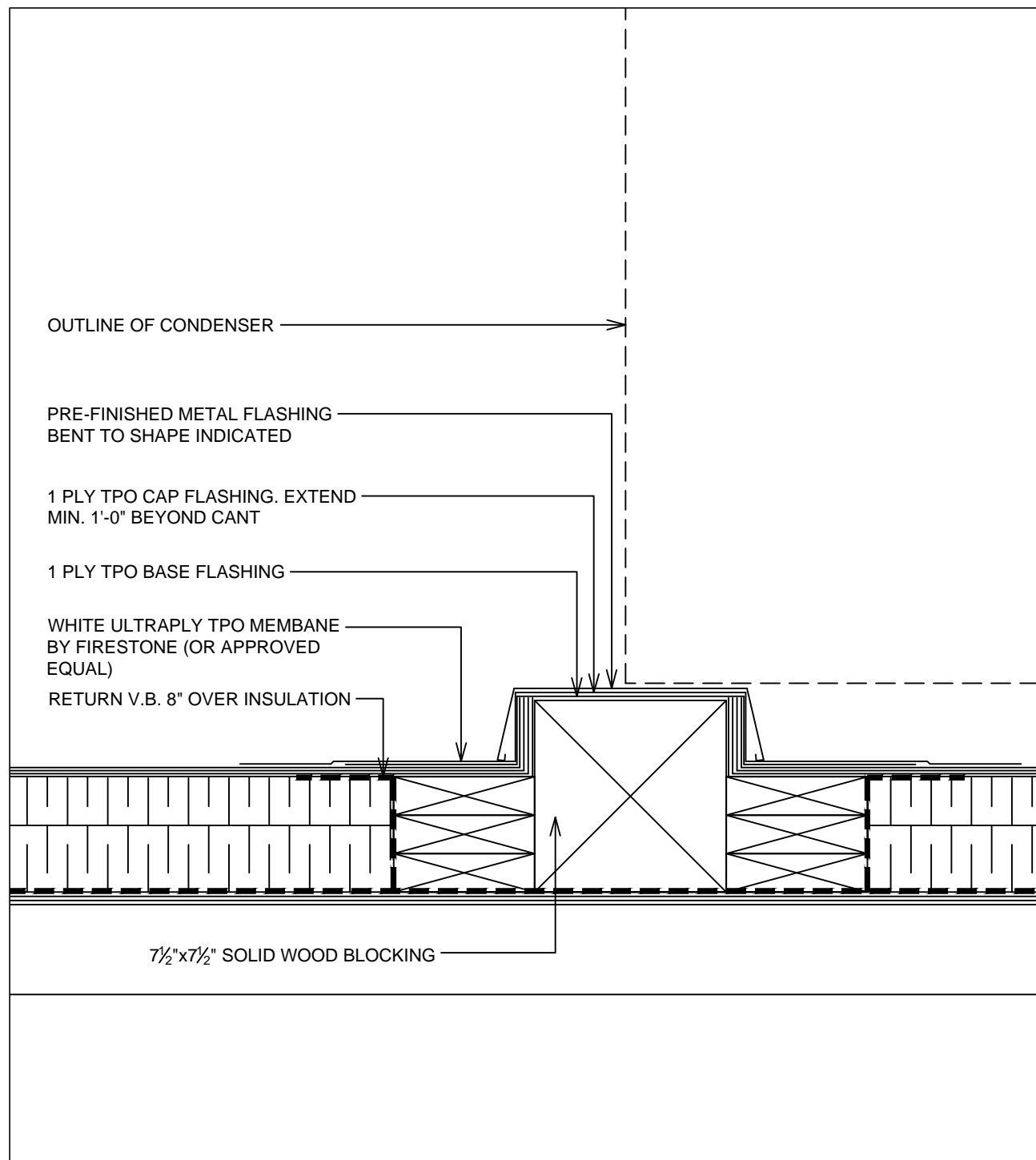
VERTICAL LEADER (X1) CAPACITY PROVIDED 5,300 S.F.

ROOF PLAN NOTES

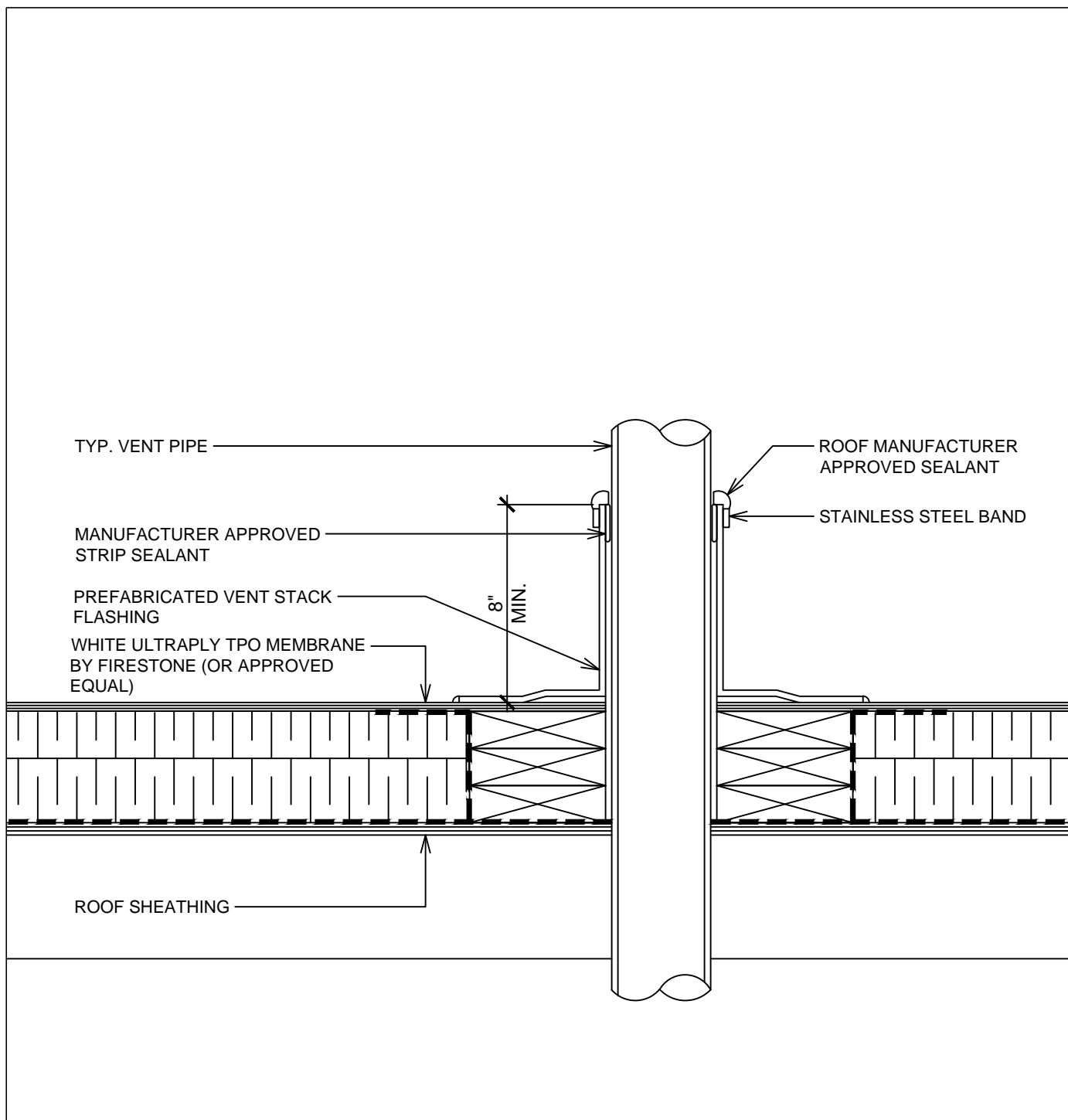
- 1 ROOF ACCESS HATCH TO MATCH PRE-FINISHED METAL CAP FLASHING. REFER TO DETAIL 1/A6.3.
- 2 N/A.
- 3 N/A.
- 4 LINE OF PARAPET. REFER TO DETAIL ON SHEET 1/A7 & 9/A7.
- 5 LINE OF HIGH PARAPET. REFER TO DETAIL ON SHEET 5/A7.
- 6 PRE-FINISHED COLLECTOR BOX & DOWNSPOUT. REFER TO DETAIL 2/A4.1.
- 7 LINE OF WALL BELOW.
- 8 WHITE ULTRAPLY TPO MEMBRANE BY FIRESTONE (OR APPROVED EQUAL). REFER TO ROOF TYPE SCHEDULE & SPECIFICATIONS.
- 9 ROOF DRAIN. REFER MECHANICAL DRAWINGS.
- 10 WHITE ULTRAPLY TPO MEMBRANE BY FIRESTONE (OR APPROVED EQUAL) OVER DIAGONAL BRACING C/W RIGID INSULATION. REFER TO STRUCTURAL DRAWINGS.
- 11 H.V.A.C UNITS AND EXHAUST FANS AS PER MECHANICAL DRAWINGS. PROVIDE CURB WHERE REQUIRED. REFER TO DETAIL 2/A4.
- 12 PRE-FINISHED METAL CAP FLASHING. REFER TO EXTERIOR FINISH SCHEDULE ON SHEET A5 FOR COLOUR AND TYPE.
- 13 PROVIDE SLEEPERS FOR ROOF TOP CONDENSER UNIT. SLEEPERS TO SPAN ACROSS JOISTS BELOW. REFER TO DETAIL 3/A4 & STRUCTURAL DRAWINGS.
- 14 EXTERIOR WALK-IN COOLER/FREEZER ROOF.
- 15 G.C TO PROVIDE AND INSTALL DOUBLE PIPE PORTAL (PART NO. 36002) C/W C-126 & C-212 CAP FOR PCL LINES FOR WALK-INS. ROOF OPENING (2'-3" x 1'-0") AND ROOF CURBS TO BE PROVIDED AND FURNISHED BY G.C. REFER TO DETAIL 4/A4 & 1/A4.1.
- 16 PROVIDE & INSTALL 3M NON-SLIP TAPE ON FLASHING AT LADDER LOCATION.
- 17 VINTAGEBRICK FINISH TO WRAP ON SIDE OF HIGH PARAPET WALLS. REFER TO EXTERIOR ELEVATIONS.
- 18 CANOPY BELOW. REFER TO EXTERIOR ELEVATIONS.
- 19 EXTEND ROOF MEMBRANE UP PARAPET WALL AND OVER TOP OF FRAMING (TYP.). SECURE PREFABRICATED ROOF EDGE CLEATS THROUGH MEMBRANE AS SPECIFIED BY MANUFACTURER. REFER TO WALL SECTIONS AND DETAILS.
- 20 CROSS HATCH INDICATES TAPERED INSULATION OVER SPECIFIED RIGID THERMAL INSULATION (TYP.) FIELD VERIFY ROOF DRAIN LOCATIONS PRIOR TO INSTALLATION & INSTALL PER ROOF MANUFACTURER SPECIFICATIONS. G.C TO COORDINATE ACTUAL EXTENTS OF TAPERED INSULATION MATERIALS WITH ROOF INSTALLER & VERIFY INSTALLED COUNTER SLOPE OF 1/2" PER FOOT (MIN., AS MEASURED FROM LEVEL PLANE) TO DIRECT STORM WATER TOWARD ROOF DRAINS AS INDICATED ON PLAN.
- 21 VENTS. REFER TO MECHANICAL DRAWINGS & DETAIL 4/A4.
- 22 TPO WALK WAY PADS OR X-TREADS. REFER TO SPECIFICATIONS. CUT TPO WALK WAY PAD ROLLS TO MAXIMUM OF 9'-0". LEAVE A GAP OF 1" BETWEEN PIECES TO ALLOW FOR WATER DRAINAGE.
- 23 THRU-WALL SCUPPER W/ METAL FLANGE BY ROOFING MANUFACTURER. HOLD TOP OF COLLECTOR BOX 1" BELOW ROOF DECK TO ALLOW FOR SECONDARY OVERFLOW DRAINAGE. SECONDARY ROOF DRAIN SYSTEMS SHALL HAVE THE END POINT OF DISCHARGE SEPARATE FROM THE PRIMARY SYSTEM. DISCHARGE SHALL BE ABOVE GRADE. VERIFY OPENING REQUIREMENTS WITH LOCAL CONDITIONS.



2 TYPICAL ROOF CURB DETAIL
SCALE: 2"=1'-0"



3 TYPICAL SLEEPER DETAIL
SCALE: 2"=1'-0"



4 VENT PENETRATION DETAIL
SCALE: 2"=1'-0"

ISSUE TABLE		
No.	Date (mm/dd/yy)	Description
REVISIONS		
No.	Date	Description
DRAWINGS REVISED AS PER DESIGN BULLETIN		
No.	Date	Description

THIS DRAWING IS OWNED BY OR LICENSED FOR USE BY POPEYES LOUISIANA KITCHEN (OR ITS AFFILIATED OR RELATED COMPANIES) AND MAY NOT BE REPRODUCED, USED, DOWNLOADED, DISSEMINATED, PUBLISHED, OR TRANSFERRED IN ANY FORM OR BY ANY MEANS, EXCEPT WITH THE PRIOR WRITTEN CONSENT OF POPEYES LOUISIANA KITCHEN. COPYRIGHT INFRINGEMENT IS A VIOLATION OF FEDERAL LAW SUBJECT TO CRIMINAL AND CIVIL PENALTIES.

THE CONTRACTOR IS TO VERIFY ALL DIMENSIONS AND CONDITIONS ON THE PROJECT AND TO REPORT ANY DISCREPANCIES TO THE POPEYES LOUISIANA KITCHEN REPRESENTATIVE PRIOR TO COMMENCING WORK. THESE DRAWINGS ARE NOT TO BE USED FOR CONSTRUCTION PURPOSES UNLESS INDICATED BY POPEYES LOUISIANA KITCHEN AS "ISSUED FOR CONSTRUCTION".

architrave GROUP PC
157 Broad Street - Suite 107
Red Bank, New Jersey 07071
Phone (732) 212-0007 Fax (732) 212-0059
JOSE C. SANTOS, RA - NJ A161845
NY 03506 DE 55-000774
VA 03522 NC 12260NCF 52665

POPEYES

Project

Store Type

US 2112 PROTOTYPE
2112-21

Location

**PROTOTYPE
2112 (U.S.)**
503 W. 3RD STREET
PEMBROKE, NORTH CAROLINA

Drawing Title

**ROOF PLAN AND
DETAILS**

Drawn	JS	Checked	JS
Scale	1/4"=1'-0"	Date	8/11/23
Project No.	G23-29	Drawing No.	A4

ISSUE TABLE		
No.	Date (mm/dd/yy)	Description

REVISIONS		
No.	Date	Description

DRAWINGS REVISED AS PER DESIGN BULLETIN		
No.	Date	Description

PROJECT NORTH

THIS DRAWING IS OWNED BY OR LICENSED FOR USE BY POPEYES LOUISIANA KITCHEN (OR ITS AFFILIATED OR RELATED COMPANIES) AND MAY NOT BE REPRODUCED, USED, DOWNLOADED, DISSEMINATED, PUBLISHED, OR TRANSFERRED IN ANY FORM OR BY ANY MEANS, EXCEPT WITH THE PRIOR WRITTEN CONSENT OF POPEYES LOUISIANA KITCHEN. COPYRIGHT INFRINGEMENT IS A VIOLATION OF FEDERAL LAW SUBJECT TO CRIMINAL AND CIVIL PENALTIES.

THE CONTRACTOR IS TO VERIFY ALL DIMENSIONS AND CONDITIONS ON THE PROJECT AND TO REPORT ANY DISCREPANCIES TO THE POPEYES LOUISIANA KITCHEN REPRESENTATIVE PRIOR TO COMMENCING WORK. THESE DRAWINGS ARE NOT TO BE USED FOR CONSTRUCTION PURPOSES UNLESS INDICATED BY POPEYES LOUISIANA KITCHEN AS "ISSUED FOR CONSTRUCTION".

architrave

GROUP PC

157 Broad Street - Suite 107
Red Bank, New Jersey 07701
Phone (732) 212-0007 Fax (732) 212-0059
JOSE C. SANTOS, RA - NJ A118745
NY 035006 DE 55-0007774
VA 075922 NC 1226DNCF 52865

Company Logo

Project

Store Type

Location

Drawing Title

US 2112 PROTOTYPE
2112-21

PROTOTYPE
2112 (U.S.)
503 W. 3RD STREET
PEMBROKE, NORTH CAROLINA

ROOF DETAILS

Drawn

JS

Scale

1/4"=1'-0"

Project No.

G23-29

Checked

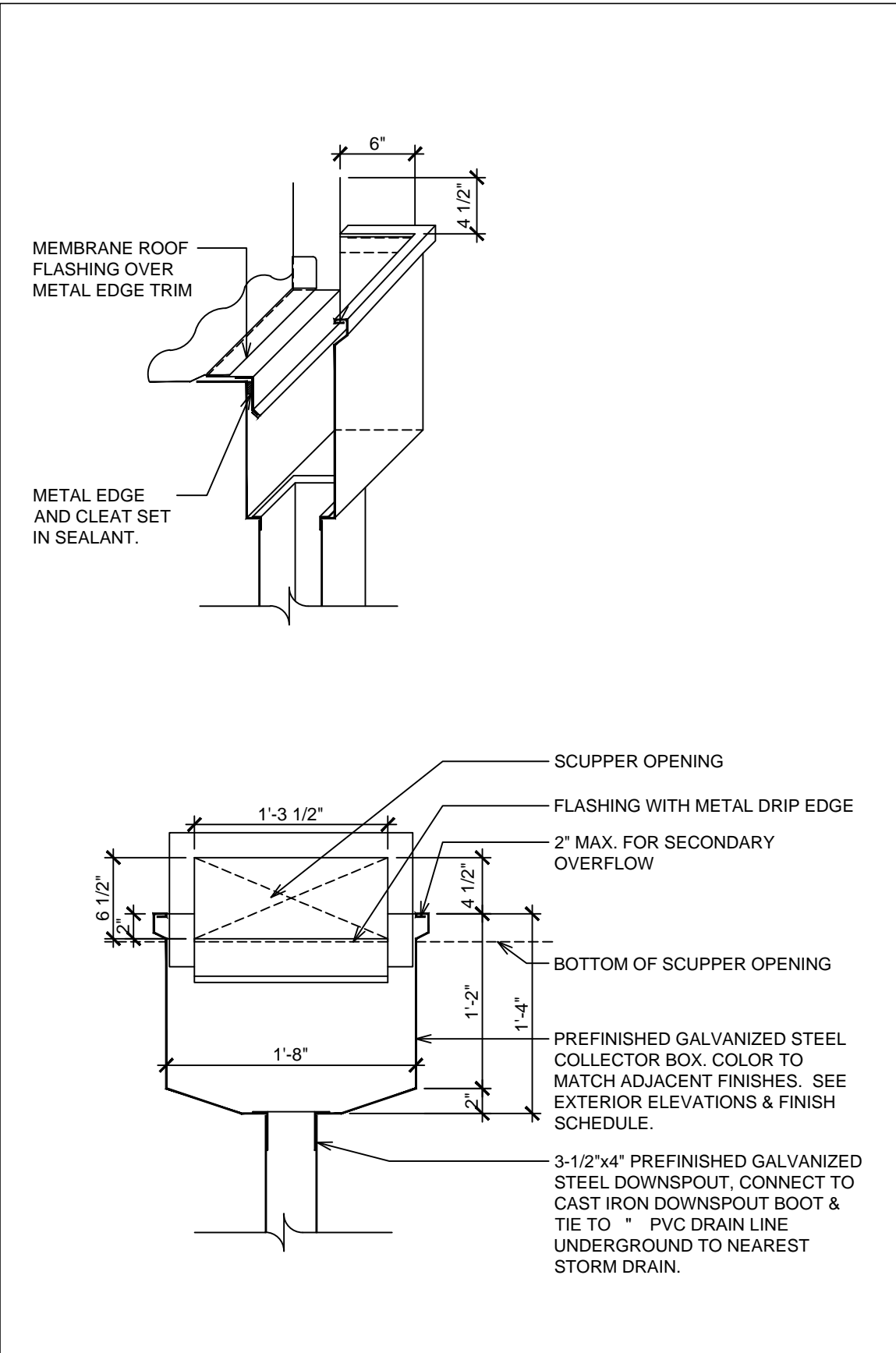
JS

Date

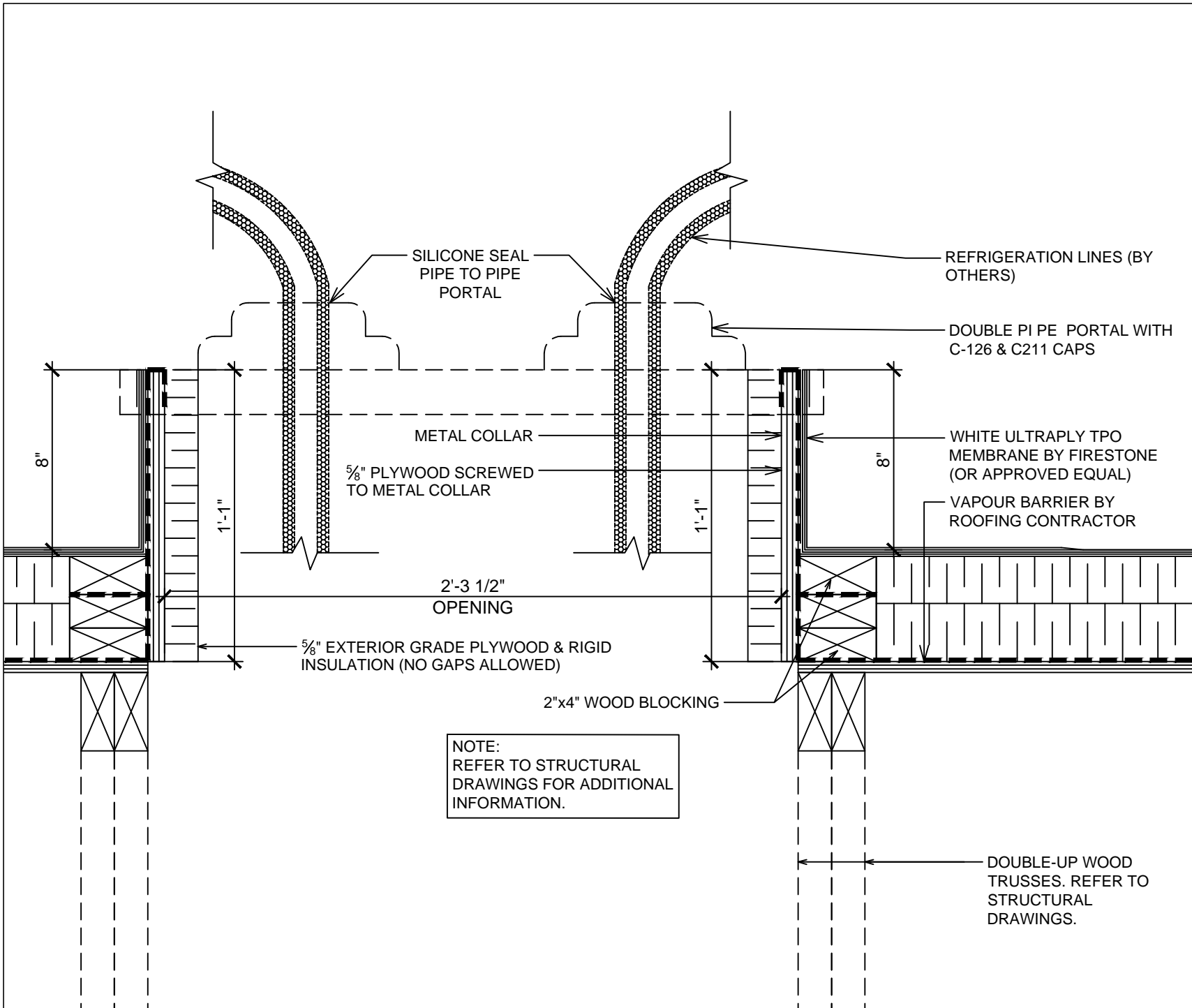
8/11/23

Drawing No.

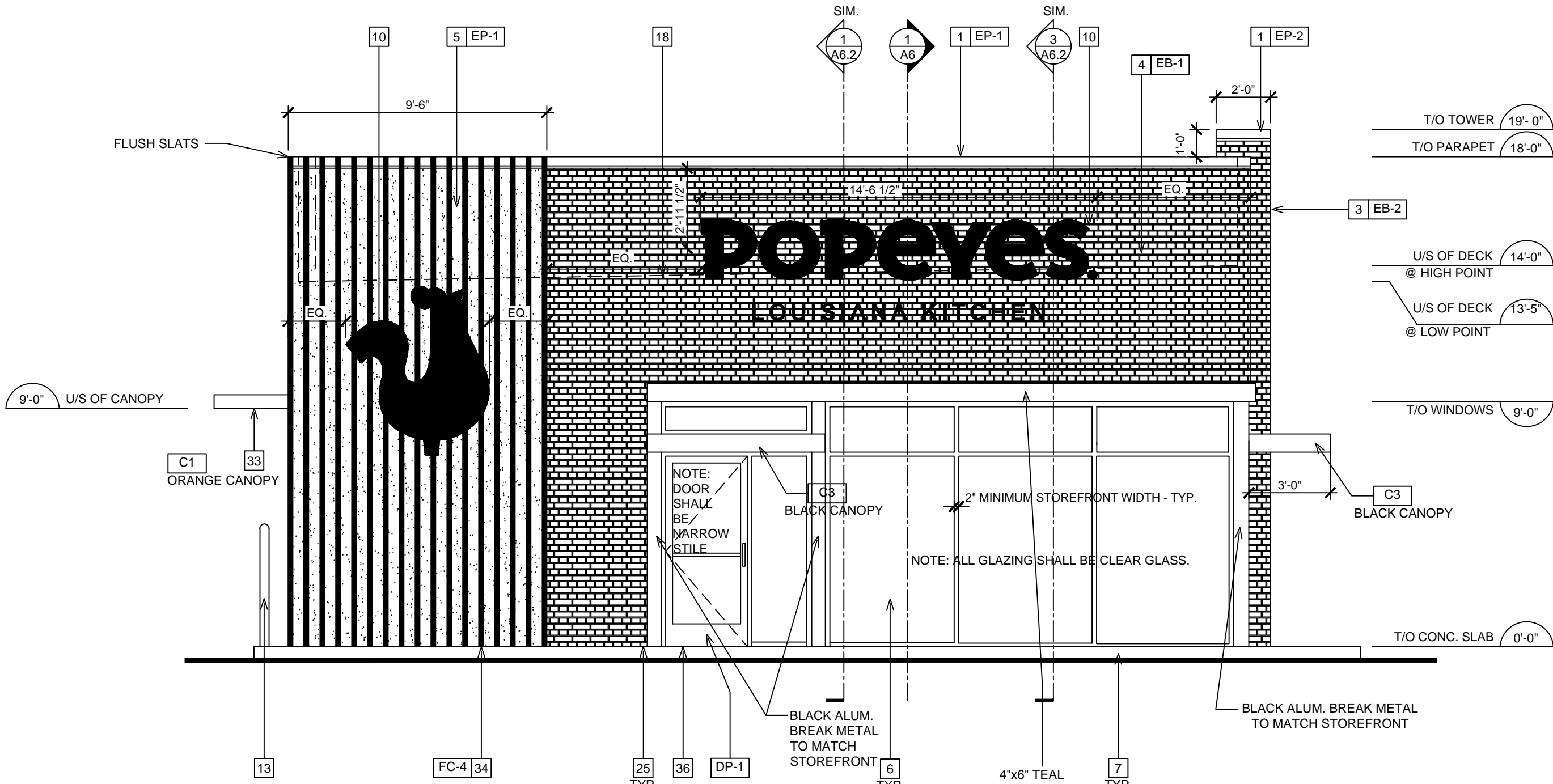
A4.1



2 SCUPPER COLLECTOR DETAIL
SCALE: 1"=1'-0"

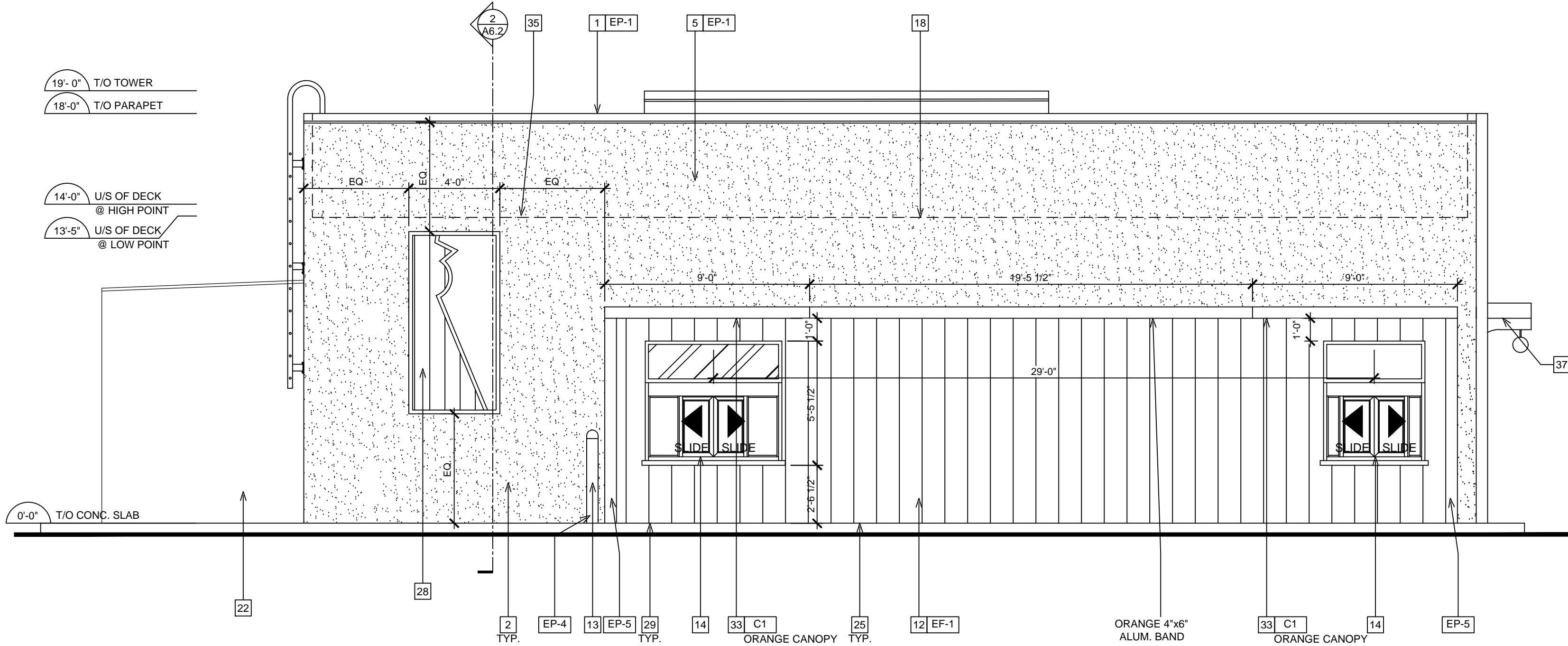


1 TYPICAL ROOF OPENING DETAIL AT PIPE PORTAL
SCALE: 2"=1'-0"



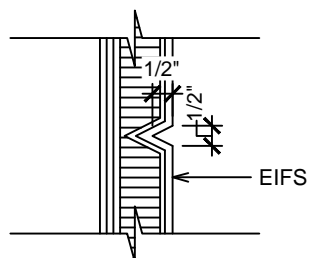
1 PROPOSED FRONT ELEVATION
SCALE: 1/4"=1'-0"

NOTE: LOW SLOPE ROOFING TO BE SINGLE PLY ROOF MEMBRANE.



2 PROPOSED DT ELEVATION
SCALE: 1/4"=1'-0"

NOTE: LOW SLOPE ROOFING TO BE SINGLE PLY ROOF MEMBRANE.



3 SECTION DETAIL @ TYPICAL EIFS REVEAL
SCALE: 2 1/2"=1'-0"

GENERAL NOTES

- SEALANT / CAULKING AROUND DOOR / WINDOW FRAMES. COLOUR: TO MATCH WINDOW / DOOR FRAMES.
- THE CONTRACTOR SHALL BECOME FAMILIAR WITH AND FOLLOW ALL DRAWINGS AND SPECIFICATIONS.

SYMBOL LEGEND

- | | |
|-----|--|
| 1 | NOTE REFERENCE
REFER TO ELEVATION NOTES |
| FN# | FINISH TYPE |

EXTERIOR ELEVATION NOTES

- PRE-FINISHED METAL CAP FLASHING C/W DRIP.
- G.C. TO PROVIDE AND INSTALL DOUBLE LAYER OF REINFORCING MESH TO MIN. 2'-2" ABOVE GRADE AT ALL EIFS LOCATIONS (TYP.) IN ORDER TO ATTAIN ABUSE RESISTANCE STUCCO SYSTEM.
- NICHIHA VINTAGEBRICK, COLOR: ALEXANDRIA BUFF. REFER TO POPEYES MASTER SCHEDULE.
- NICHIHA VINTAGEBRICK, COLOR: WHITE WASH. REFER TO POPEYES MASTER SCHEDULE.
- EIFS. REFER TO POPEYES MASTER SCHEDULE.
- PRE-FINISHED 'BLACK ANODIZED' ALUMINUM STOREFRONT SYSTEM WITH INSULATED GLAZING.
- EXPOSED FOUNDATION TO BE PARGED AND FREE OF IMPERFECTIONS.
- GAS UTILITY METER.
- REFER TO STRUCTURAL DRAWINGS FOR FOUNDATION WALL AND FOOTING DETAILS.
- INTERNALLY ILLUMINATED BUILDING SIGNAGE PROVIDED AND INSTALLED BY SIGN COMPANY. G.C. TO PROVIDE AND INSTALL 3" EXTERIOR GRADE PRESSURE TREATED PLYWOOD BACKING AND ALL FINAL ELECTRICAL CONNECTION. SIGN MANUFACTURER SHALL OBTAIN STRUCTURALLY SEALED DRAWINGS AND SIGNAGE PERMITS FROM THE CITY BASED ON LOCAL REQUIREMENTS. G.C. SHALL VERIFY ACTUAL LOCATION & SIZE OF SIGNS WITH SIGN MANUFACTURER'S APPROVED DRAWINGS AND COORDINATE LOCATIONS OF BLOCKING AND UTILITIES. G.C. TO COORDINATE WITH SIGN INSTALLER TO USE VHM DRILL BIT WHILE DRILLING FOR ELECTRICAL FEED LINES AND SIGNAGE FASTENERS. ALL ELEMENTS PROVIDED BY SIGNAGE FABRICATOR TO BE REVIEWED AND APPROVED BY POPEYES PRIOR TO PRODUCTION.
- NON-ILLUMINATED BUILDING SIGNAGE PROVIDED AND INSTALLED BY SIGN COMPANY. G.C. TO PROVIDE AND INSTALL 3" EXTERIOR GRADE PRESSURE TREATED PLYWOOD BACKING. SIGN MANUFACTURER SHALL OBTAIN STRUCTURALLY SEALED DRAWINGS AND SIGNAGE PERMITS FROM THE CITY BASED ON LOCAL REQUIREMENTS. G.C. SHALL VERIFY ACTUAL LOCATION & SIZE OF SIGNS WITH SIGN MANUFACTURER'S APPROVED DRAWINGS AND COORDINATE LOCATIONS OF BLOCKING AND UTILITIES. G.C. TO COORDINATE WITH SIGN INSTALLER TO USE VHM DRILL BIT WHILE DRILLING FOR ELECTRICAL FEED LINES AND SIGNAGE FASTENERS. ALL ELEMENTS PROVIDED BY SIGNAGE FABRICATOR TO BE REVIEWED AND APPROVED BY POPEYES PRIOR TO PRODUCTION.
- NICHIHA VINTAGE WOOD, COLOR: CEDAR. REFER TO POPEYES MASTER SCHEDULE.
- PROVIDE & INSTALL 6" DIAMETER STEEL PIPE BOLLARD TOP AT 4'-6" A.F.F. G.C. TO PAINT 'SAFETY YELLOW'. REFER TO POPEYES MASTER SCHEDULE.
- DRIVE-THRU WINDOW. REFER TO DRIVE-THRU WINDOW SCHEDULE ON SHEET A11.
- N/A.
- PRE-FINISHED GALVANIZED STEEL DOWNSPOUT & COLLECTOR BOX. G.C. TO COORDINATE WITH CIVIL ENGINEERS TO CONFIRM IF DOWNSPOUTS ARE SPLASHING ON CONCRETE PAD OR TIED TO THE STORM SEWER LINE. REFER TO MECHANICAL DRAWINGS.
- N/A.
- DASHED LINE INDICATES T/O OF ROOF BEHIND PARAPET.
- C/T CABINET AND METER.
- LINE OF PARAPET WALLS BEYOND.
- GENERAL PURPOSE EXTERIOR LIGHTING FIXTURES.
- WALK-IN COOLER/FREEZER FINISH TO BE COMPLETED BY MANUFACTURER.
- METAL RAILING SUPPLIED AND INSTALLED BY G.C. (ONLY IF REQUIRED). ARCHITECT TO COORDINATE WITH CIVIL ENGINEER ON THE SITE PLAN. PAINT FINISH BLACK.
- PRE-FINISHED GALVANIZED STEEL DOWNSPOUT & COLLECTOR BOX. G.C. TO COORDINATE CIVIL ENGINEERS TO CONFIRM IF DOWNSPOUTS ARE SPLASHING ON CONCRETE PAD OR TIED TO THE STORM SEWER LINE. REFER TO MECHANICAL DRAWINGS.
- ALL BASE FLASHING TO MATCH ADJACENT MATERIAL COLORS.
- HOSE BIB. G.C. TO PAINT. COLOUR TO MATCH ADJACENT STUCCO COORDINATE EXACT LOCATION WITH G.C. REFER TO MECHANICAL DRAWINGS.
- 1/2" X 1/2" REVEAL LINE IN STUCCO FINISH. REFER TO DETAIL 3/A5.
- DECORATIVE PANELS SUPPLY AND INSTALL BY SIGN COMPANY.
- G.C. TO PROVIDE CONCRETE CURB ALONG DRIVE-THRU LANE. CURB TO PROJECT 8" FROM FACE OF PANELS AND LENGTH OF CURB IS EXTENT OF FEATURE WALL.
- MURAL GRAPHIC SUPPLY AND INSTALL BY SIGN COMPANY.
- REAR EXIT DOOR TO BE PAINT WHITE.
- WALL SCENCE SUPPLY AND INSTALL BY SIGN COMPANY.
- PRE-FABRICATED CANOPIES W/ PRE-WIRED RECESSED LIGHTS ABOVE DRIVE-THRU SUPPLY BY SIGN COMPANY AND INSTALL BY G.C. ALL CANOPIES IN WALL SUPPORT BY G.C. REFER TO STRUCTURAL DRAWINGS.
- VERTICAL SIMULATED WOOD SLATS. REFER TO POPEYES MASTER SCHEDULE.
- WALL SCENCE LIGHTING. REFER TO ELECTRICAL SCHEDULE.
- CONCRETE SIDEWALK (BY G.C.). REFER TO SITE PLAN.
- HORIZONTAL WOOD GRAIN ENTRANCE CANOPY - TEAL. SUPPORTS SUPPLY BY SIGN COMPANY AND INSTALL BY G.C. PRE-WIRED LED LIGHT RECESSED FIXTURE.

ISSUE TABLE		
No.	Date (mm/dd/yy)	Description
REVISIONS		
No.	Date	Description
DRAWINGS REVISED AS PER DESIGN BULLETIN		
No.	Date	Description
PROJECT NORTH		
THIS DRAWING IS OWNED BY OR LICENSED FOR USE BY POPEYES LOUISIANA KITCHEN (OR ITS AFFILIATED OR RELATED COMPANIES) AND MAY NOT BE REPRODUCED, USED, DOWNLOADED, DISSEMINATED, PUBLISHED OR TRANSFERRED IN ANY FORM OR BY ANY MEANS, EXCEPT WITH THE PRIOR WRITTEN CONSENT OF POPEYES LOUISIANA KITCHEN. COPYRIGHT INFRINGEMENT IS A VIOLATION OF FEDERAL LAW SUBJECT TO CRIMINAL AND CIVIL PENALTIES.		
THE CONTRACTOR IS TO VERIFY ALL DIMENSIONS AND CONDITIONS ON THE PROJECT AND TO REPORT ANY DISCREPANCIES TO THE POPEYES LOUISIANA KITCHEN REPRESENTATIVE PRIOR TO COMMENCING WORK. THESE DRAWINGS ARE NOT TO BE USED FOR CONSTRUCTION PURPOSES UNLESS INDICATED BY POPEYES LOUISIANA KITCHEN AS 'ISSUED FOR CONSTRUCTION'.		
<div>architrave GROUP PC 157 Broad Street - Suite 107 Red Bank, New Jersey 07701 Phone (732) 212-0007 Fax (732) 212-0059 JOSE C. SANTOS, RA - NJ A18745 NY 03506 DE SS-000774 VA 015922 NC 1226NCF 52665</div> <div>REGISTERED ARCHITECT 1260 RED BANK, NJ</div> <div>ARCHITRAVE GROUP PC REGISTERED ARCHITECT 1260 RED BANK, NJ</div>		
Project		
Store Type		
Location		
Drawing Title		
Drawn		
Scale		
Project No.		
Checked		
Date		
Drawing No.		



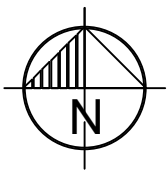



SCALE: 1/4"=1' - 0"

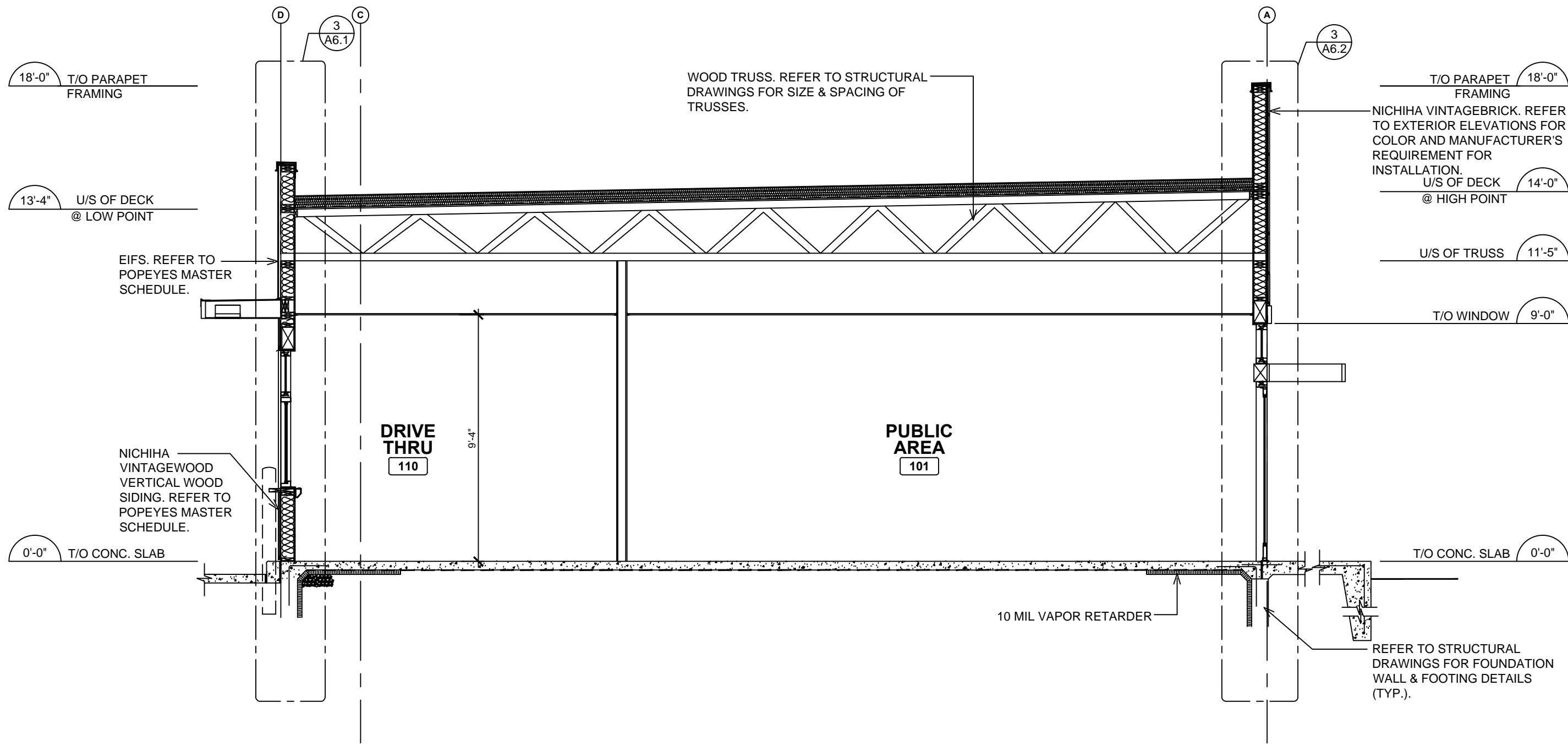


SCALE: 1/4"=1' - 0"

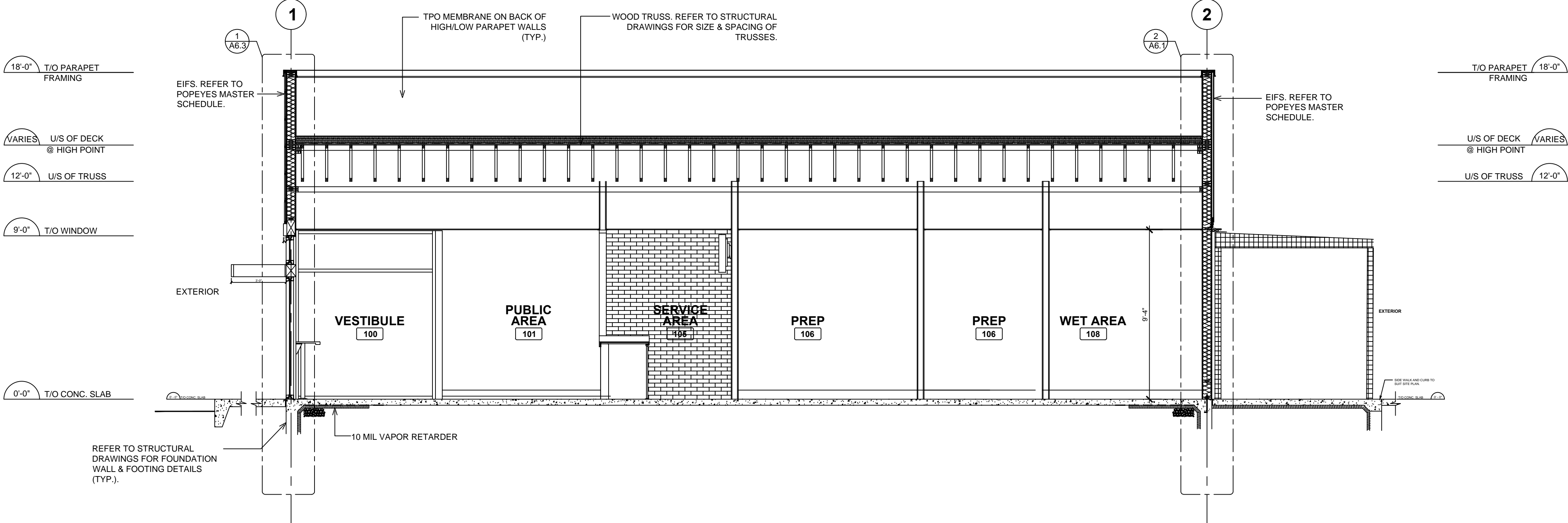
1	NOTE REFERENCE REFER TO ELEVATION NOTES
FN#	FINISH TYPE

- PRE-FINISHED METAL CAP FLASHING C/W DRIP.
- G.C. TO PROVIDE AND INSTALL DOUBBLE LAYER OF REINFORCING MESH TO MIN. 2"-2" ABOVE GRADE AT ALL EIFS LOCATIONS (TYP.) IN ORDER TO ATTAIN ABUSE RESISTANCE STUCCO SYSTEM.
- NICHIHA VINTAGEBRICK, COLOR: ALEXANDRIA BUFF. REFER TO POPEYES MASTER SCHEDULE.
- NICHIHA VINTAGEBRICK, COLOR: WHITE WASH. REFER TO POPEYES MASTER SCHEDULE.
- EIFS. REFER TO POPEYES MASTER SCHEDULE.
- PRE-FINISHED 'BLACK ANODIZED' ALUMINUM STOREFRONT SYSTEM WITH INSULATED GLAZING.
- EXPOSED FOUNDATION TO BE PARGED AND FREE OF IMPERFECTIONS.
- GAS UTILITY METER.
- REFER TO STRUCTURAL DRAWINGS FOR FOUNDATION WALL AND FOOTING DETAILS.
- INTERNALLY ILLUMINATED BUILDING SIGNAGE PROVIDED AND INSTALLED BY SIGN COMPANY. G.C TO PROVIDE AND INSTALL 3" EXTERIOR GRADE PRESSURE TREATED PLYWOOD BACKING AND ALL INTERNAL ELECTRICAL CONNECTION. SIGN MANUFACTURER SHALL OBTAIN STRUCTURALLY SEALED DRAWINGS AND SIGNAGE PERMITS FROM THE CITY BASED ON LOCAL REQUIREMENTS. G.C SHALL VERIFY ACTUAL LOCATION & SIZE OF SIGNS WITH SIGN MANUFACTURER'S APPROVED DRAWINGS AND COORDINATE LOCATIONS OF BLOCKING AND UTILITIES. G.C TO COORDINATE WITH SIGN INSTALLER TO USE VHM DRILL BIT WHILE DRILLING FOR ELECTRICAL FEED LINES AND SIGNAGE FASTENERS. ALL ELEMENTS PROVIDED BY SIGNAGE FABRICATOR TO BE REVIEWED AND APPROVED BY POPEYES PRIOR TO PRODUCTION
- NON-ILLUMINATED BUILDING SIGNAGE PROVIDED AND INSTALLED BY SIGN COMPANY. G.C TO PROVIDE AND INSTALL 3" EXTERIOR GRADE PRESSURE TREATED PLYWOOD BACKING. SIGN MANUFACTURER SHALL OBTAIN STRUCTURALLY SEALED DRAWINGS AND SIGNAGE PERMITS FROM THE CITY BASED ON LOCAL REQUIREMENTS. G.C SHALL VERIFY ACTUAL LOCATION & SIZE OF SIGNS WITH SIGN MANUFACTURER'S APPROVED DRAWINGS AND COORDINATE LOCATIONS OF BLOCKING AND UTILITIES. G.C TO COORDINATE WITH SIGN INSTALLER TO USE VHM DRILL BIT WHILE DRILLING FOR ELECTRICAL FEED LINES AND SIGNAGE FASTENERS. ALL ELEMENTS PROVIDED BY SIGNAGE FABRICATOR TO BE REVIEWED AND APPROVED BY POPEYES PRIOR TO PRODUCTION
- NICHIHA VINTAGE WOOD, COLOR: CEDAR. REFER TO POPEYES MASTER SCHEDULE.
- PROVIDE & INSTALL 6" DIAMETER STEEL PIPE BOLLARD TOP AT 4'-6" A.F.F. G.C. TO PAINT "SAFETY YELLOW". REFER TO POPEYES MASTER SCHEDULE.
- DRIVE-THRU WINDOW. REFER TO DRIVE-THRU WINDOW SCHEDULE ON SHEET A11.
- N/A.
- DASHED LINE INDICATES T/O OF ROOF BEHIND PARAPET.
- C/T CABINET AND METER.
- LINE OF PARAPET WALLS BEYOND.
- GENERAL PURPOSE EXTERIOR LIGHTING FIXTURES.
- WALK-IN COOLER/FREEZER FINISH TO BE COMPLETED BY MANUFACTURER.
- METAL RAILING SUPPLIED AND INSTALLED BY G.C. (ONLY IF REQUIRED). ARCHITECT TO COORDINATE WITH CIVIL ENGINEER ON THE SITE PLAN. PAINT FINISH 'BLACK'.
- PRE-FINISHED GALVANIZED STEEL DOWNSPOUT & COLLECTOR BOX. G.C. TO COORDINATE CIVIL ENGINEERS TO CONFIRM IF DOWNSPOUTS ARE SPLASHING ON CONCRETE PAD OR TIED TO THE STORM SEWER LINE. REFER TO MECHANICAL DRAWINGS.
- ALL BASE FLASHING TO MATCH ADJACENT MATERIAL COLORS.
- HOSE BIB. G.C. TO PAINT. COLOUR TO MATCH ADJACENT STUCCO COORDINATE EXACT LOCATION WITH G.C. REFER TO MECHANICAL DRAWINGS.
- 3/2" x 3/2" REVEAL LINE IN STUCCO FINISH. REFER TO DETAIL 3/A5.
- DECORATIVE PANELS SUPPLY AND INSTALL BY SIGN COMPANY.
- G.C. TO PROVIDE CONCRETE CURB ALONG DRIVE-THRU LANE. CURB TO PROJECT 8" FROM FACE OF PANELS AND LENGTH OF CURB IS EXTENT OF FEATURE WALL.
- MURAL GRAPHIC SUPPLY AND INSTALL BY SIGN COMPANY.
- REAR EXIT DOOR TO BE PAINT WHITE.
- WALL SCONCE SUPPLY AND INSTALL BY SIGN COMPANY.
- PRE-FABRICATED CANOPIES W/ PRE-WIRED RECESSED LIGHTS ABOVE DRIVE-THRU SUPPLY BY SIGN COMPANY AND INSTALL BY G.C. ALL CANOPIES IN WALL SUPPLY BY G.C. REFER TO STRUCTURAL DRAWINGS.
- VERTICAL SIMULATED WOOD SLATS. REFER TO POPEYES MASTER SCHEDULE.
- WALL SCONCE LIGHTING. REFER TO ELECTRICAL SCHEDULE.
- CONCRETE SIDEWALK (BY G.C.) REFER TO SITE PLAN.
- HORIZONTAL WOOD GRASS ENTRANCE CANOPY - TEAL. SUPPORTS SUPPLY BY SIGN COMPANY AND INSTALL BY G.C. PRE-WIRED LEFT HAND RECESS. TEXTURE

ISSUE TABLE		
No.	Date (mm/dd/yyyy)	Description
REVISIONS		
No.	Date	Description
DRAWINGS REVISED AS PER DESIGN BULLETIN		
No.	Date	Description
		PROJECT NORTH
<p>THIS DRAWING IS OWNED BY AND LICENSED FOR USE BY POPEYES LOUISIANA KITCHEN (OR ITS AFFILIATED OR RELATED COMPANIES) AND MAY NOT BE REPRODUCED, USED, DOWNLOADED, DISSEMINATED, PUBLISHED, OR TRANSFERRED IN ANY FORM OR BY ANY MEANS, EXCEPT WITH THE PRIOR WRITTEN CONSENT OF POPEYES LOUISIANA KITCHEN. COPYRIGHT INFRINGEMENT IS A VIOLATION OF FEDERAL LAW SUBJECT TO CRIMINAL AND CIVIL PENALTIES.</p> <p>THE CONTRACTOR IS TO VERIFY ALL DIMENSIONS AND CONDITIONS ON THE PROJECT AND TO REPORT ANY DISCREPANCIES TO THE POPEYES LOUISIANA KITCHEN REPRESENTATIVE PRIOR TO COMMENCING WORK. THESE DRAWINGS ARE NOT TO BE USED FOR CONSTRUCTION PURPOSES UNLESS INDICATED BY POPEYES LOUISIANA KITCHEN AS "ISSUED FOR CONSTRUCTION".</p>		
<div style="display: flex; justify-content: space-between;"> <div style="width: 45%;"> <p>rchitrave GROUP PC</p> <p>157 Broad Street - Suite 107 Red Bank, New Jersey 07701 Phone (732) 212-0007 Fax (732) 212-0059 JOSE C. SANTOS, RA - NJ AI18745</p> <p>NY REG. NO. DE 55-000774 VA 015922 NC 12260NCF 52665</p> </div> <div style="width: 50%; text-align: right;"> <p><i>Jose C. Santos</i></p> <p></p> <p></p> </div> </div>		
Project		
 <p>POPEYES.</p>		
Store Type		
US 2112 PROTOTYPE		
2112-21		
Location		
<p>PROTOTYPE 2112 (U.S.)</p> <p>503 W. 3RD STREET PEMBROKE, NORTH CAROLINA</p>		
Drawing Title		
<p>EXTERIOR ELEVATIONS</p>		
Drawn		Checked
JS		JS
Scale		Date
1/4"=1'-0"		8/11/23
Project No.		Drawing No.
G23-29		A5.1



1 BUILDING SECTION
A6 SCALE: 1/4" = 1'-0"



2 BUILDING SECTION
A6 SCALE: 1/4" = 1'-0"

NOTE:
CONTINUE GYPSUM BOARD TO U/S OF DECK & BETWEEN TRUSSES AT EXTERIOR WALLS (TYP.).

ISSUE TABLE		
No.	Date (mm/dd/yy)	Description
REVISIONS		
No.	Date	Description
DRAWINGS REVISED AS PER DESIGN BULLETIN		
No.	Date	Description
		PROJECT NORTH
THIS DRAWING IS OWNED BY OR LICENSED FOR USE BY POPEYES LOUISIANA KITCHEN (OR ITS AFFILIATED OR RELATED COMPANIES) AND MAY NOT BE REPRODUCED, USED, DOWNLOADED, DISSEMINATED, PUBLISHED, OR TRANSFERRED IN ANY FORM OR BY ANY MEANS, EXCEPT WITH THE PRIOR WRITTEN CONSENT OF POPEYES LOUISIANA KITCHEN. COPYRIGHT INFRINGEMENT IS A VIOLATION OF FEDERAL LAW SUBJECT TO CRIMINAL AND CIVIL PENALTIES.		
THE CONTRACTOR IS TO VERIFY ALL DIMENSIONS AND CONDITIONS ON THE PROJECT AND TO REPORT ANY DISCREPANCIES TO THE POPEYES LOUISIANA KITCHEN REPRESENTATIVE PRIOR TO COMMENCING WORK. THESE DRAWINGS ARE NOT TO BE USED FOR CONSTRUCTION PURPOSES UNLESS INDICATED BY POPEYES LOUISIANA KITCHEN AS "ISSUED FOR CONSTRUCTION".		

architrave GROUP PC

157 Broad Street - Suite 107
Red Bank, New Jersey 07701
Phone (732) 212-0007 Fax (732) 212-0059
JOSE C. SANTOS, RA - NJ A161845
NY 03506 DE SS-0007774
VA 015822 NC 1226DNCF 52865

Company Logo

LOUISIANA KITCHEN

POPEYES

Project

Store Type

Location

Drawing Title

US 2112 PROTOTYPE 2112-21

PROTOTYPE 2112 (U.S.)
503 W. 3RD STREET
PEMBROKE, NORTH CAROLINA

BUILDING SECTIONS

Drawn

Scale

Project No.

Checked

Date

Drawing No.

JS

AS NOTED

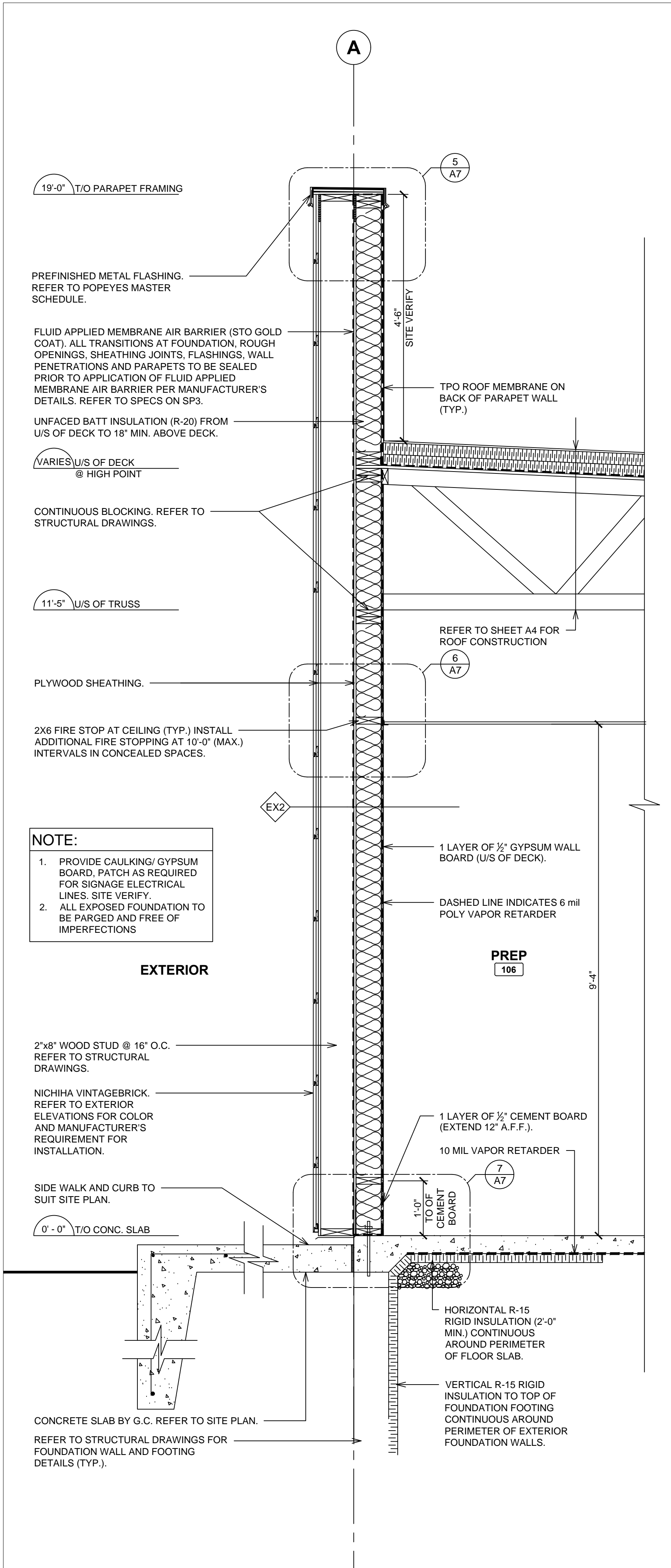
G23-29

JS

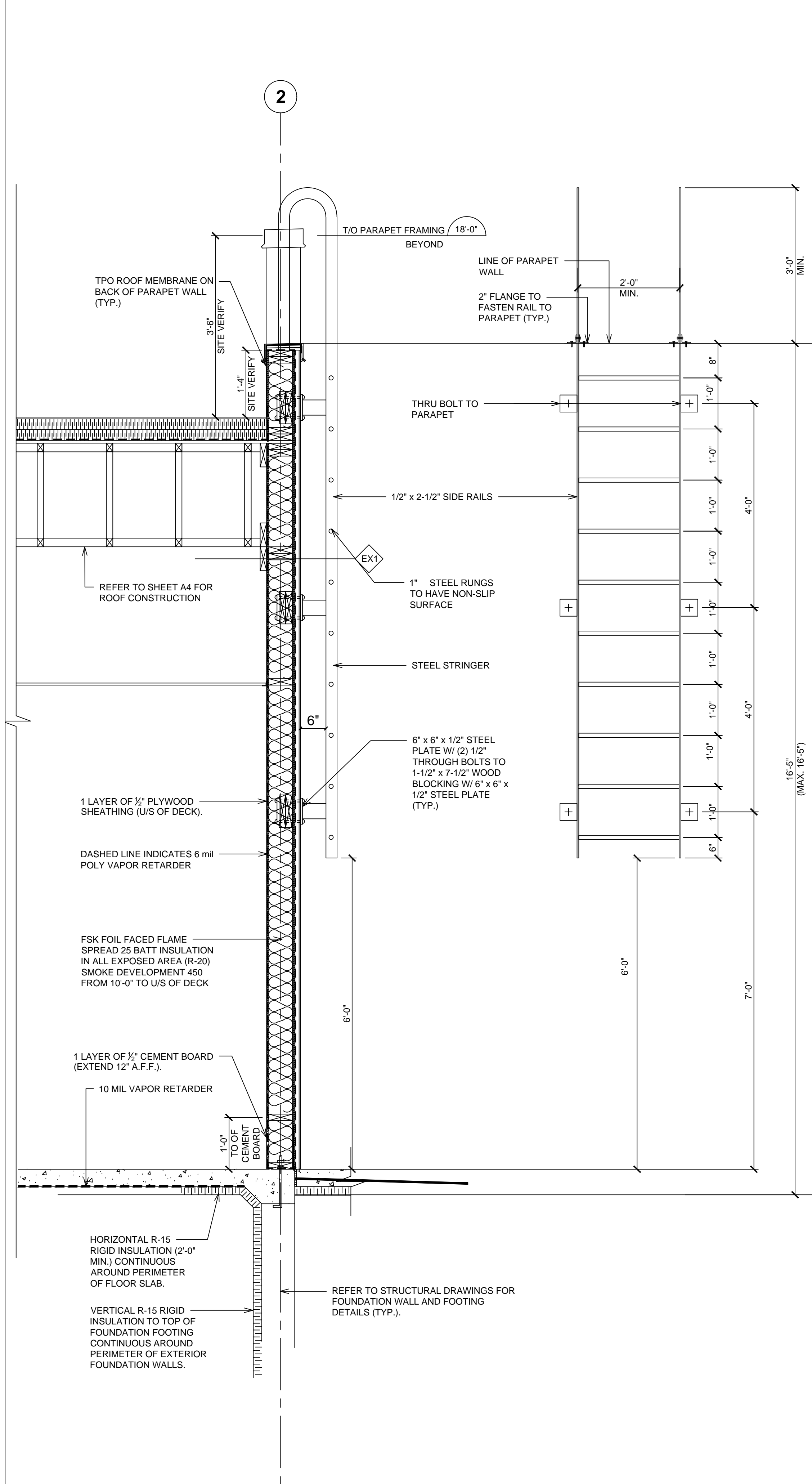
8/11/23

A6

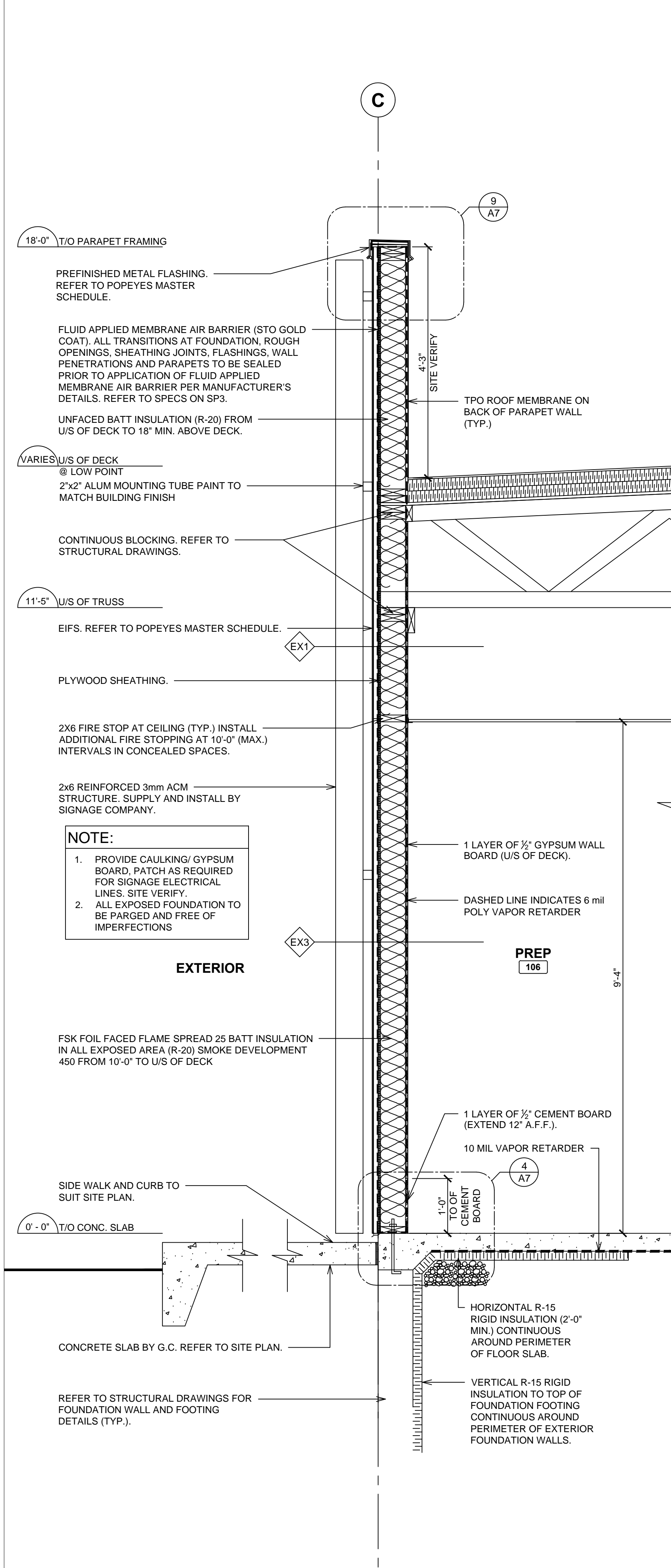
POPEYES LOUISIANA KITCHEN MODEL 2112, 503 W. 3RD STREET, PEMBROKE, NC: 2124 PROTOTYPE DOCUMENTS STORE NO. 14185



1 WALL SECTION @ FEATURE WALL
SCALE: 3/4" = 1'-0"

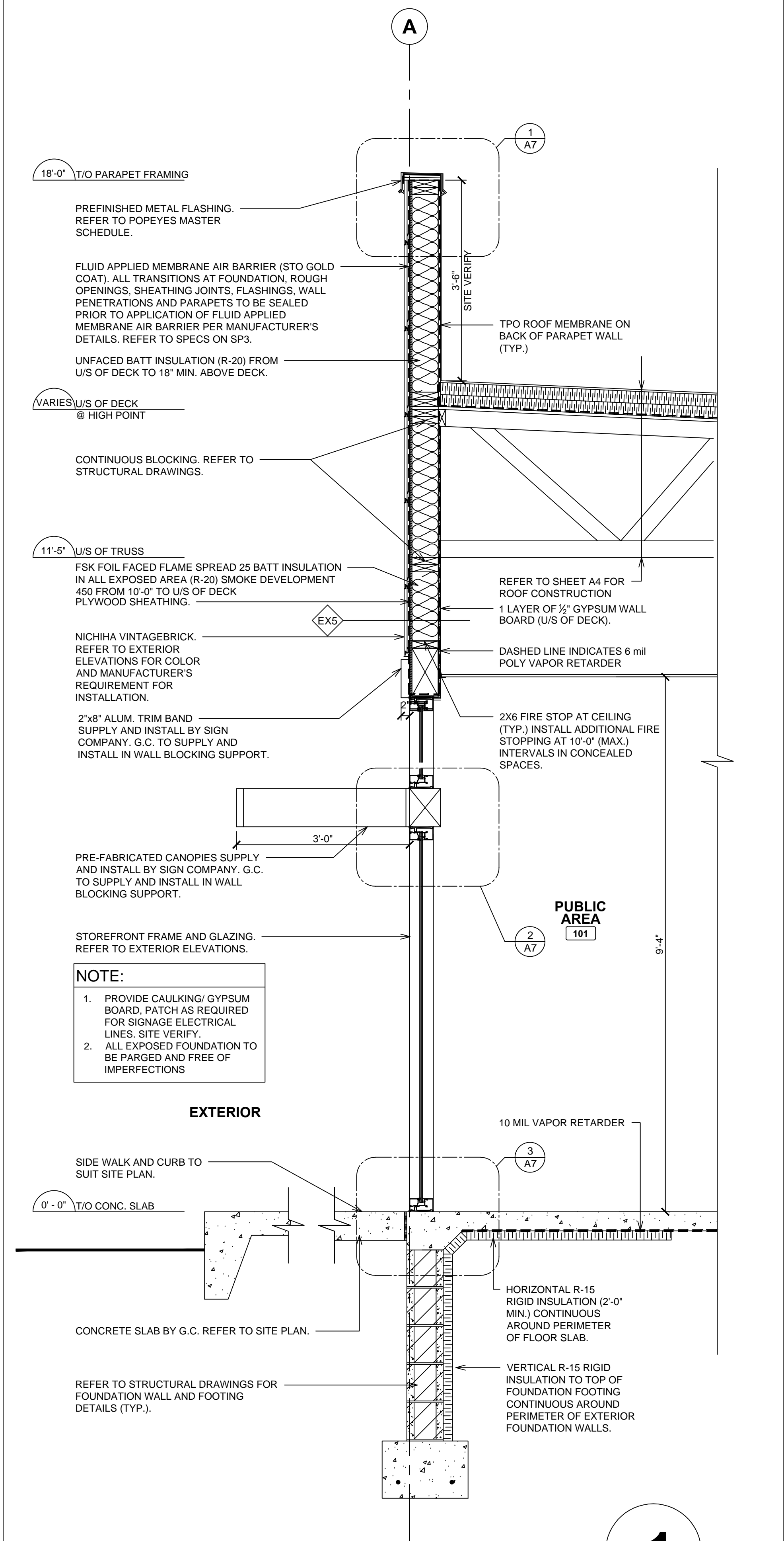


2 WALL SECTION @ LADDER
SCALE: 3/4" = 1'-0"



3 WALL SECTION @ WOOD SLATE
SCALE: 3/4" = 1'-0"

ISSUE TABLE		
No.	Date (mm/dd/yy)	Description
REVISIONS		
No.	Date	Description
DRAWINGS REVISED AS PER DESIGN BULLETIN		
No.	Date	Description
THIS DRAWING IS OWNED BY OR LICENSED FOR USE BY POPEYES LOUISIANA KITCHEN (OR ITS AFFILIATED OR RELATED COMPANIES) AND MAY NOT BE REPRODUCED, USED, DOWNLOADED, DISSEMINATED, PUBLISHED, OR TRANSFERRED IN ANY FORM OR BY ANY MEANS, EXCEPT WITH THE PRIOR WRITTEN CONSENT OF POPEYES LOUISIANA KITCHEN. COPYRIGHT INFRINGEMENT IS A VIOLATION OF FEDERAL LAW SUBJECT TO CRIMINAL AND CIVIL PENALTIES.		
THE CONTRACTOR IS TO VERIFY ALL DIMENSIONS AND CONDITIONS ON THE PROJECT AND TO REPORT ANY DISCREPANCIES TO THE POPEYES LOUISIANA KITCHEN REPRESENTATIVE PRIOR TO COMMENCING WORK. THESE DRAWINGS ARE NOT TO BE USED FOR CONSTRUCTION PURPOSES UNLESS INDICATED BY POPEYES LOUISIANA KITCHEN AS "ISSUED FOR CONSTRUCTION".		
<div>architrave GROUP PC 157 Broad Street - Suite 107 Red Bank, New Jersey 07701 Phone (732) 212-0007 Fax (732) 212-0059 JOSE C. SANTOS, RA - NJ A16745 NY 03506 DE 55-000774 VA 07522 NC 12260NCF 52665</div> <div>LOUISIANA KITCHEN</div> <div>POPEYES</div> <div>Store Type US 2112 PROTOTYPE 2112-21</div> <div>Location PROTOTYPE 2112 (U.S.) 503 W. 3RD STREET PEMBROKE, NORTH CAROLINA</div> <div>Drawing Title WALL SECTIONS</div> <div>Drawn JS</div> <div>Checked JS</div> <div>Scale AS NOTED</div> <div>Date 8/11/23</div> <div>Project No. G23-29</div> <div>Drawing No. A6.2</div>		



1
A6.2
WALL SECTION @ FEATURE WALL
SCALE: 3/4" = 1'-0"

ISSUE TABLE		
No.	Date (mm/dd/yy)	Description
REVISIONS		
No.	Date	Description
DRAWINGS REVISED AS PER DESIGN BULLETIN		
No.	Date	Description

THIS DRAWING IS OWNED BY OR LICENSED FOR USE BY POPEYES LOUISIANA KITCHEN (OR ITS AFFILIATED OR RELATED COMPANIES) AND MAY NOT BE REPRODUCED, USED, DOWNLOADED, DISSEMINATED, PUBLISHED, OR TRANSFERRED IN ANY FORM OR BY ANY MEANS, EXCEPT WITH THE PRIOR WRITTEN CONSENT OF POPEYES LOUISIANA KITCHEN. COPYRIGHT INFRINGEMENT IS A VIOLATION OF FEDERAL LAW SUBJECT TO CRIMINAL AND CIVIL PENALTIES.

THE CONTRACTOR IS TO VERIFY ALL DIMENSIONS AND CONDITIONS ON THE PROJECT AND TO REPORT ANY DISCREPANCIES TO THE POPEYES LOUISIANA KITCHEN REPRESENTATIVE PRIOR TO COMMENCING WORK. THESE DRAWINGS ARE NOT TO BE USED FOR CONSTRUCTION PURPOSES UNLESS INDICATED BY POPEYES LOUISIANA KITCHEN AS "ISSUED FOR CONSTRUCTION".

Architrave Group PC
157 Broad Street - Suite 107
Red Bank, New Jersey 07701
Phone (732) 212-0007 Fax (732) 212-0059
JOSE C. SANTOS, RA - NJ A16745
NY 03506 DE S5-000774
VA 07522 NC 1226DNCF 52665

Project

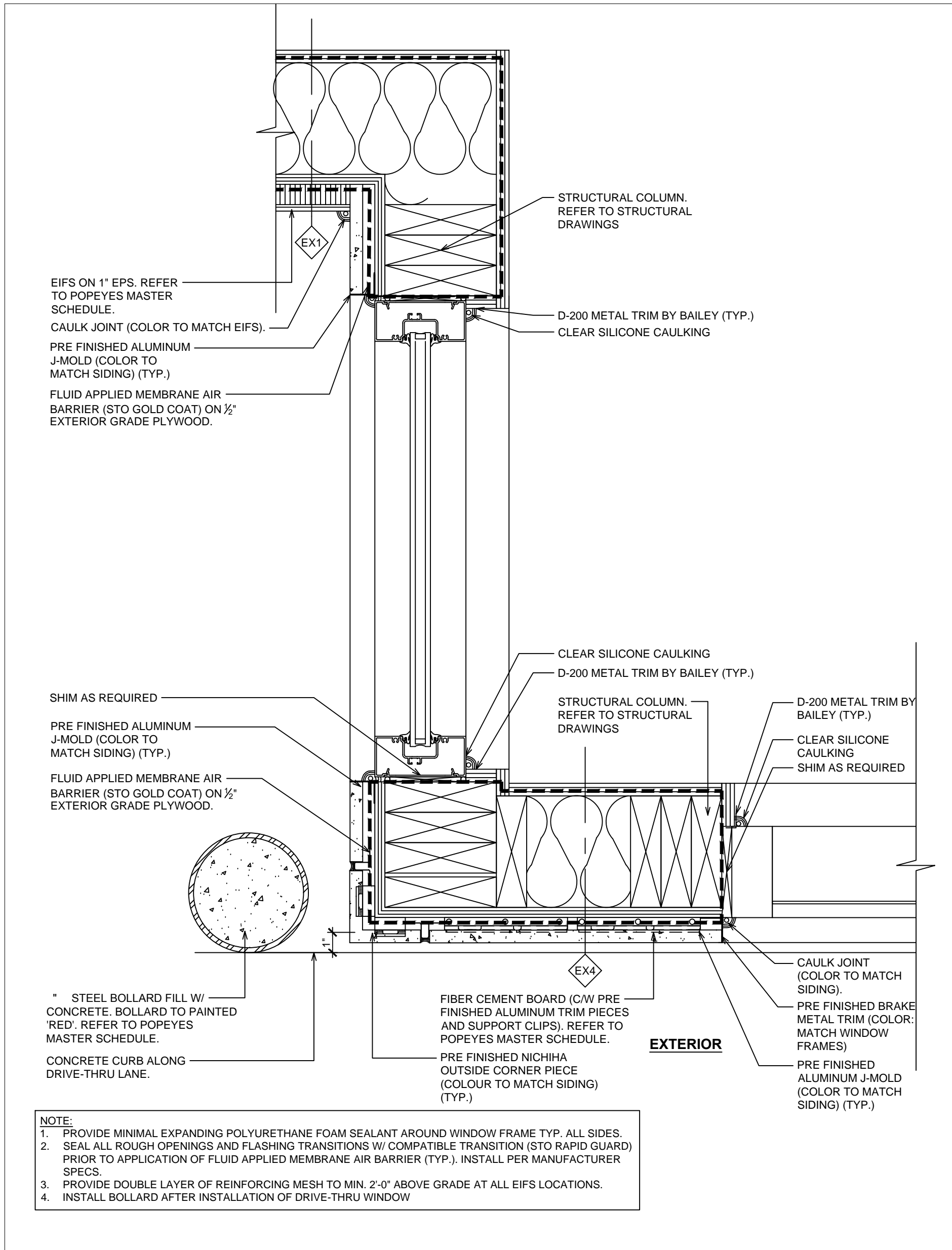
Store Type
US 2112 PROTOTYPE
2112-21

Location
PROTOTYPE
2112 (U.S.)
503 W. 3RD STREET
PEMBROKE, NORTH CAROLINA

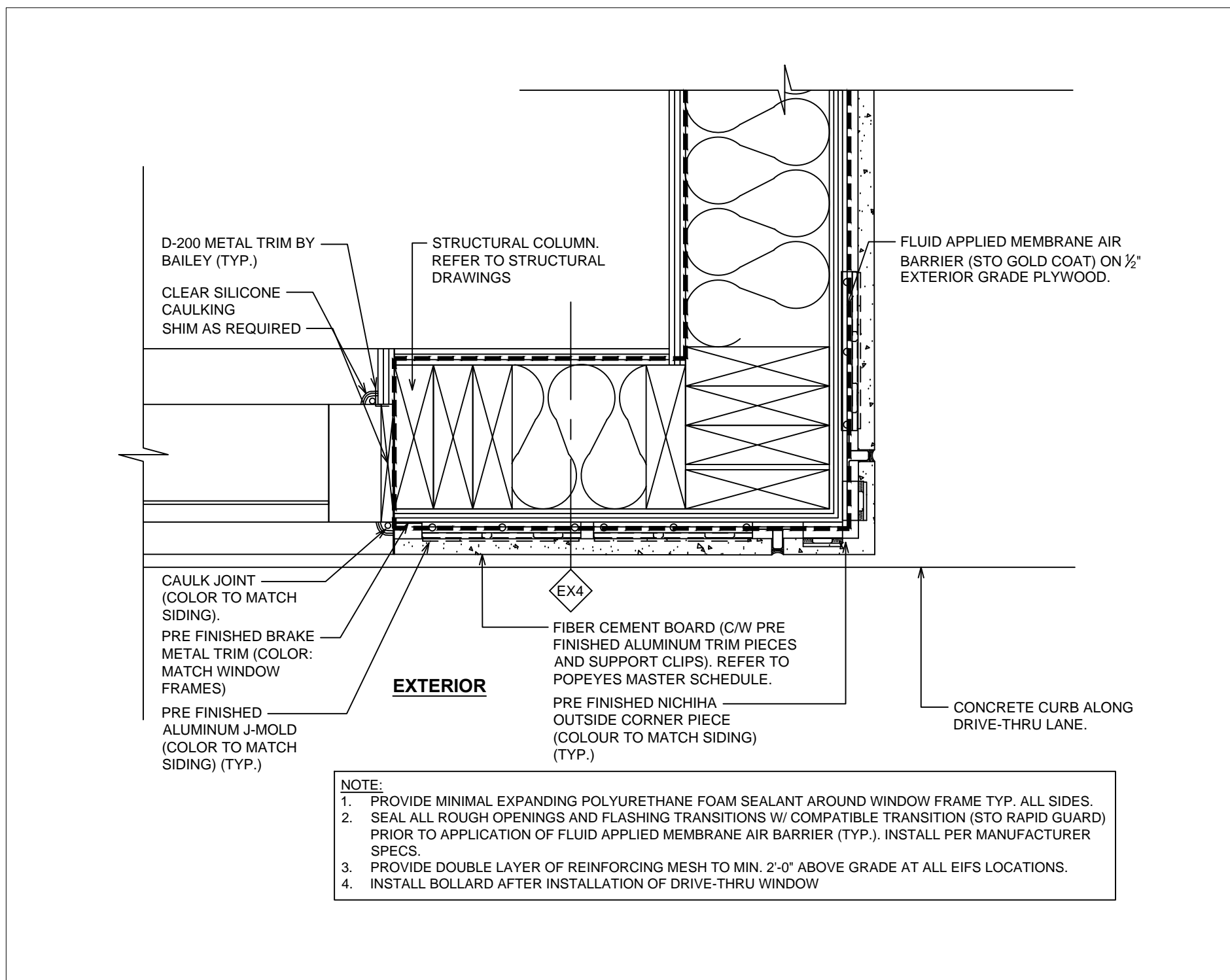
Drawing Title
WALL SECTIONS

Drawn JS	Checked JS
Scale AS NOTED	Date 8/11/23
Project No. G23-29	Drawing No. A6.3

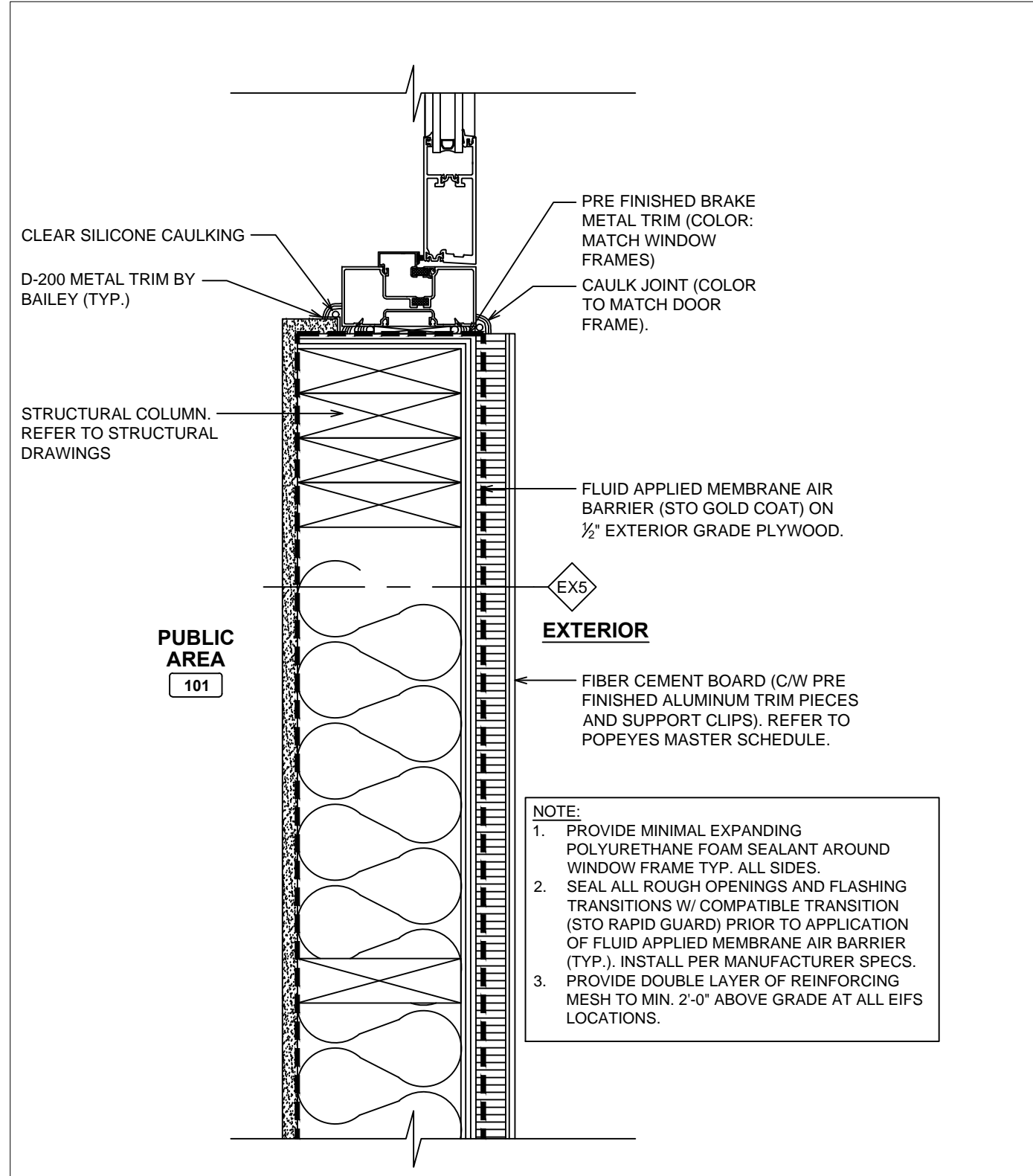
POPEYES LOUISIANA KITCHEN MODEL 2112, 503 W. 3RD STREET, PEMBROKE, NC: 2124 PROTOTYPE DOCUMENTS STORE NO. 14185



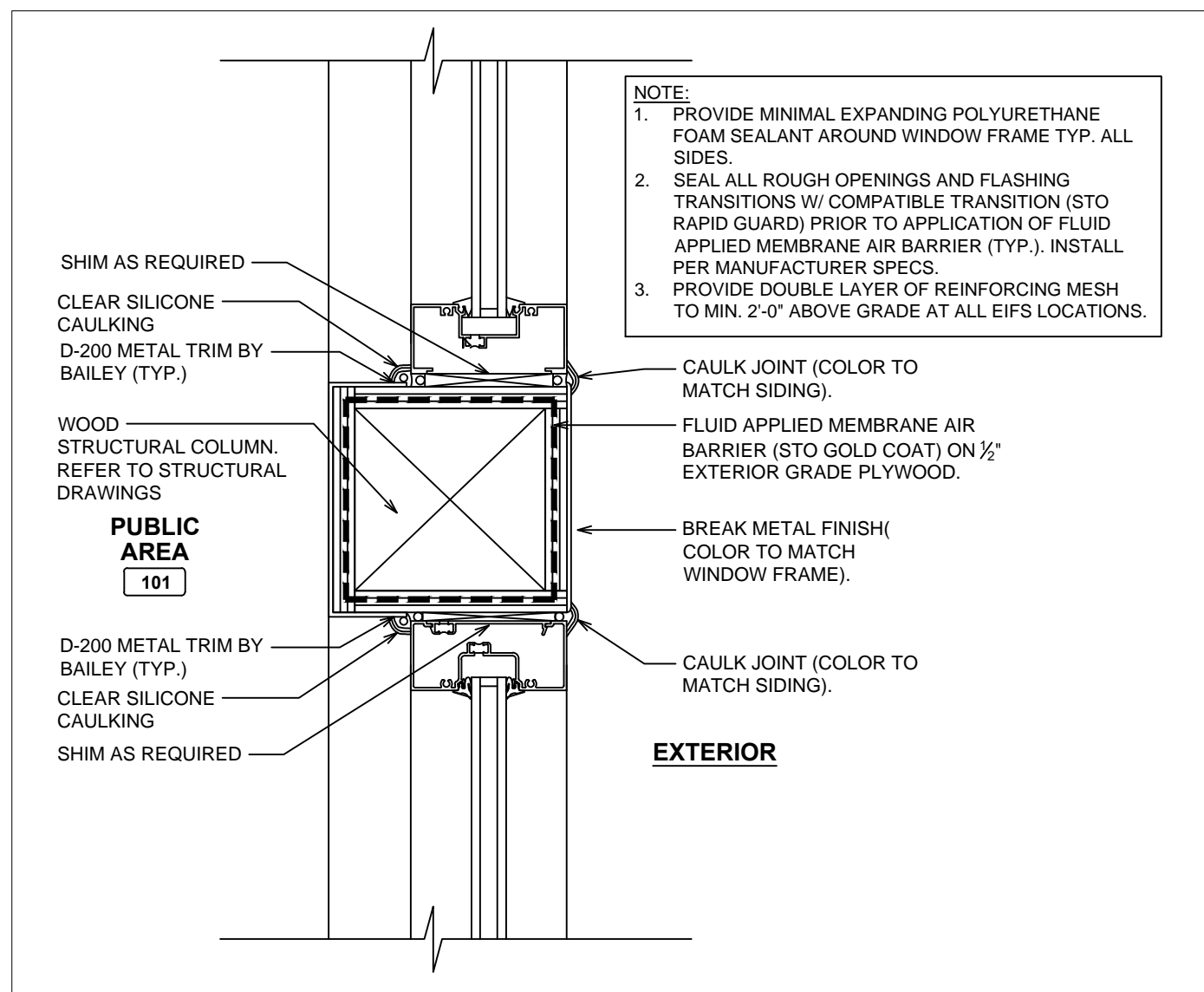
1 PLAN DETAIL @ DRIVE-THRU WINDOW
A7.1 SCALE: 2 1/2"=1'-0"



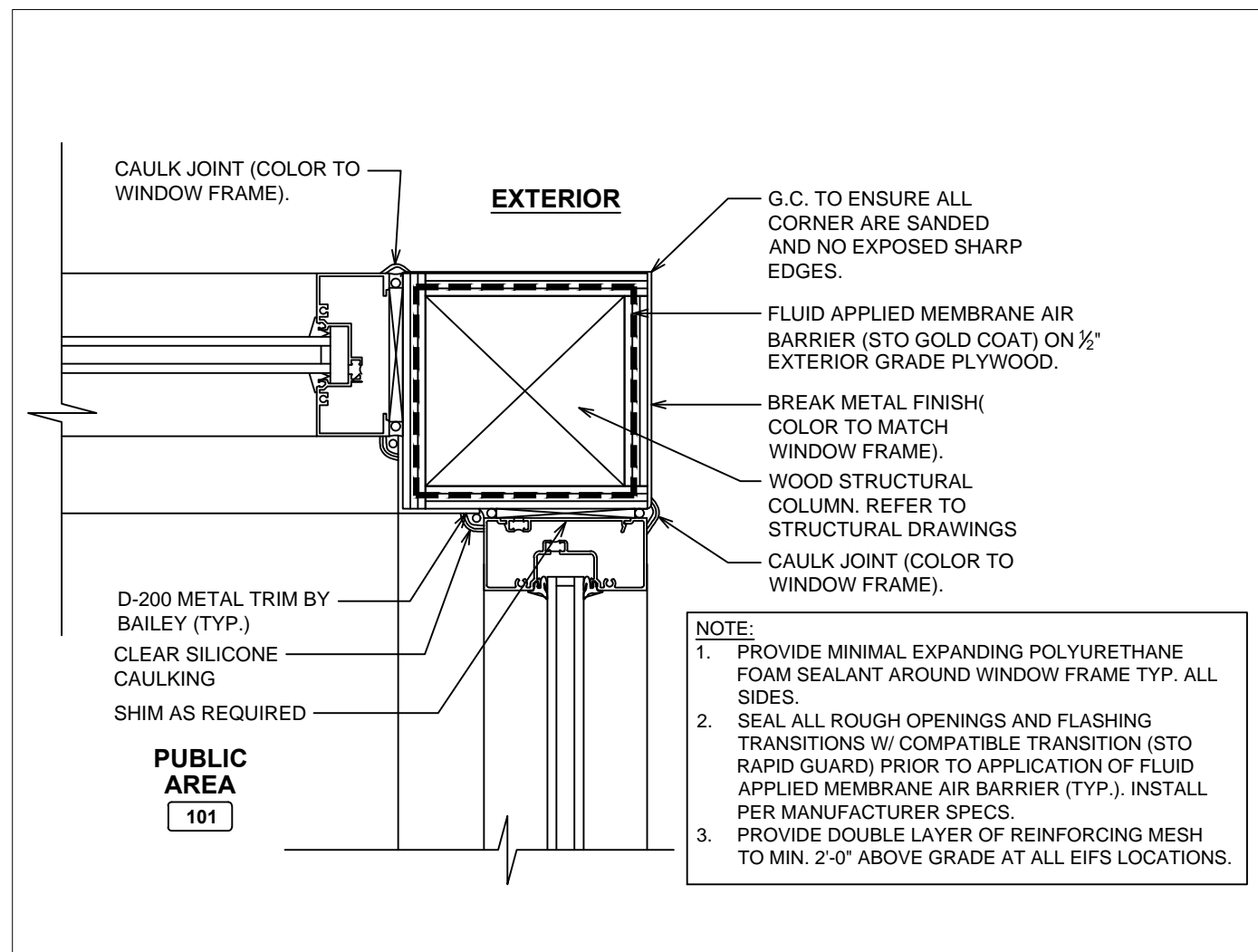
2 PLAN DETAIL @ DRIVE-THRU BUMP OUT
A7.1 SCALE: 2 1/2"=1'-0"



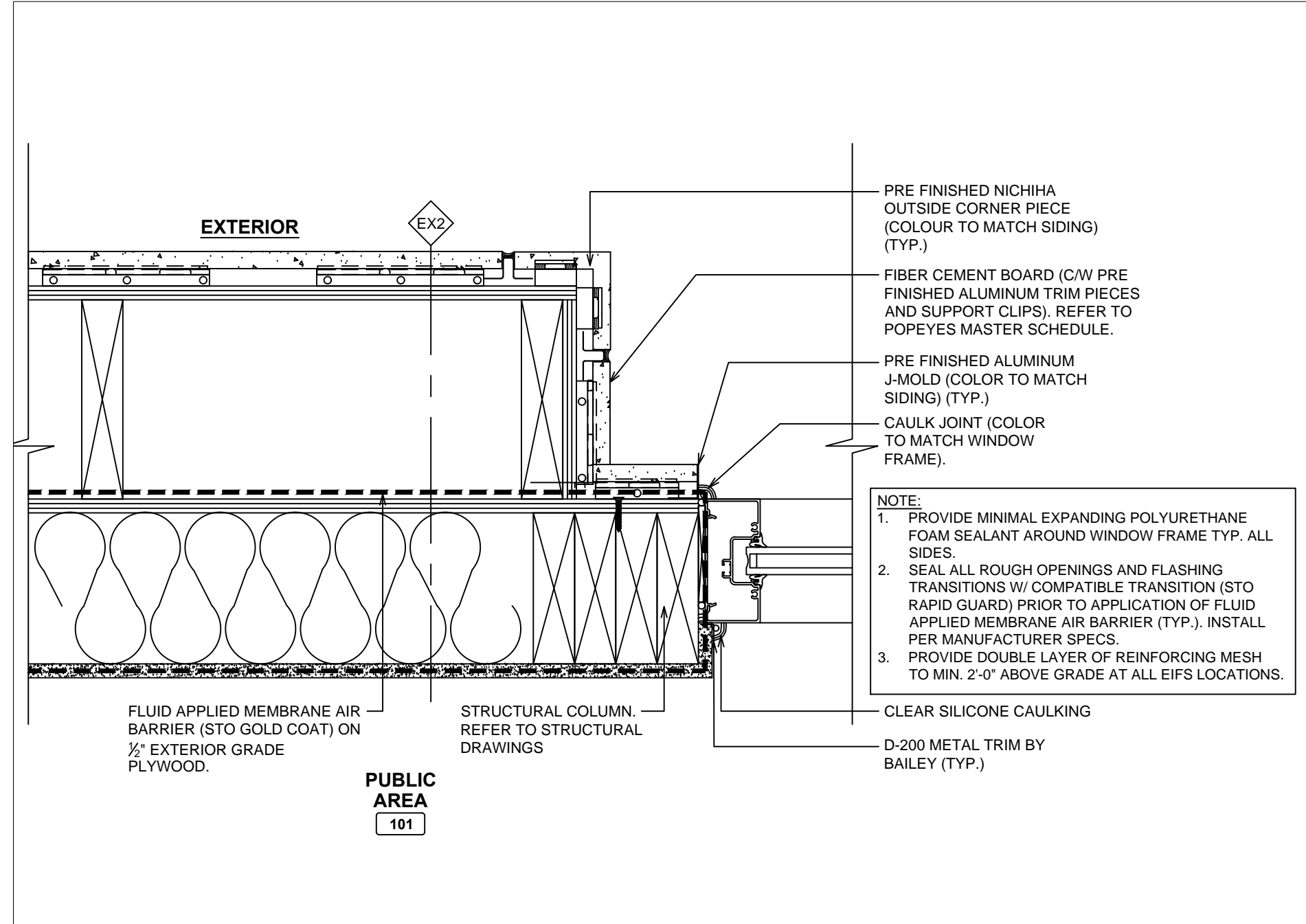
3 PLAN DETAIL @ DOOR
A7.1 SCALE: 2 1/2"=1'-0"



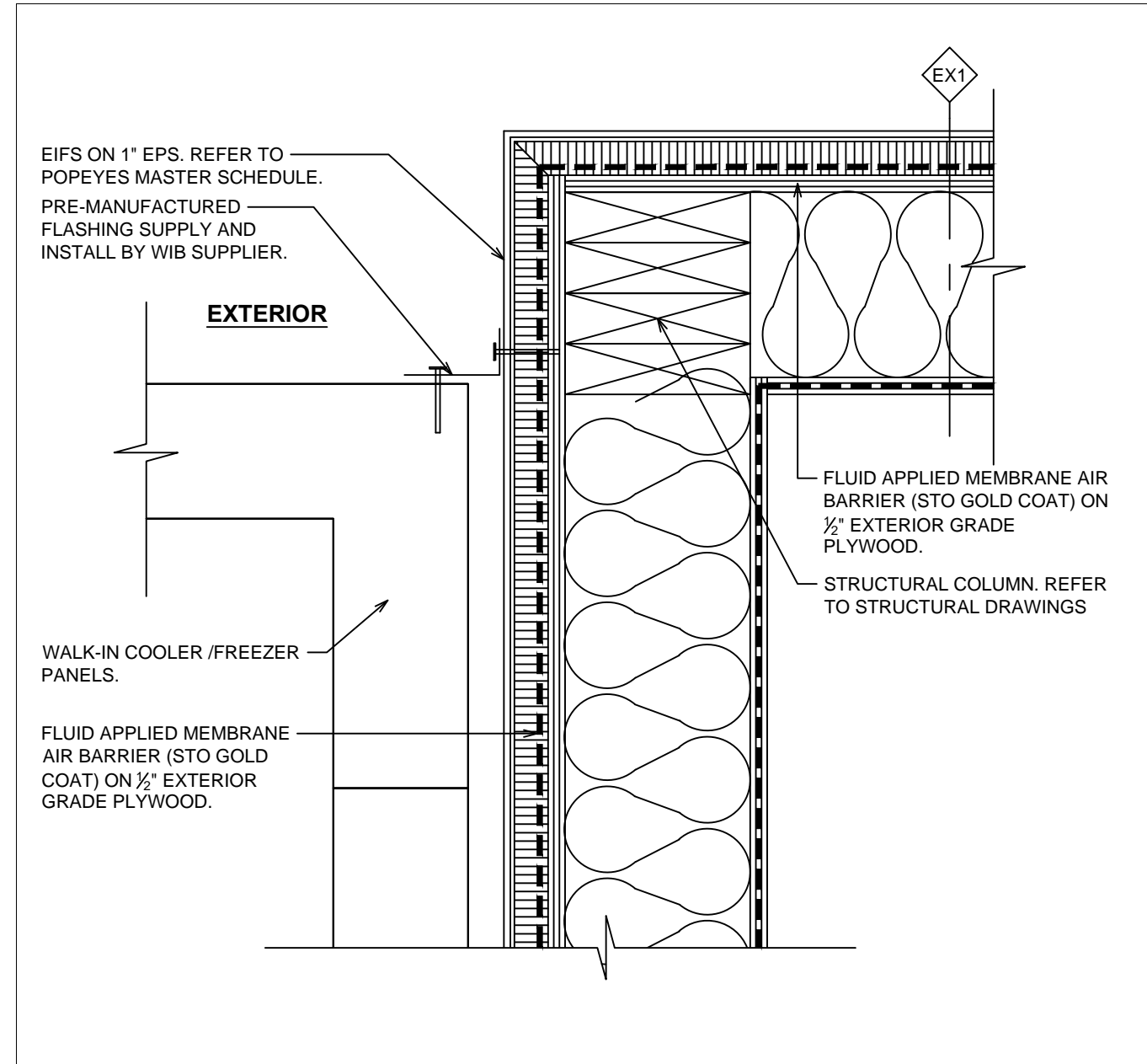
4 PLAN DETAIL @ WINDOW FRAME
A7.1 SCALE: 2 1/2"=1'-0"



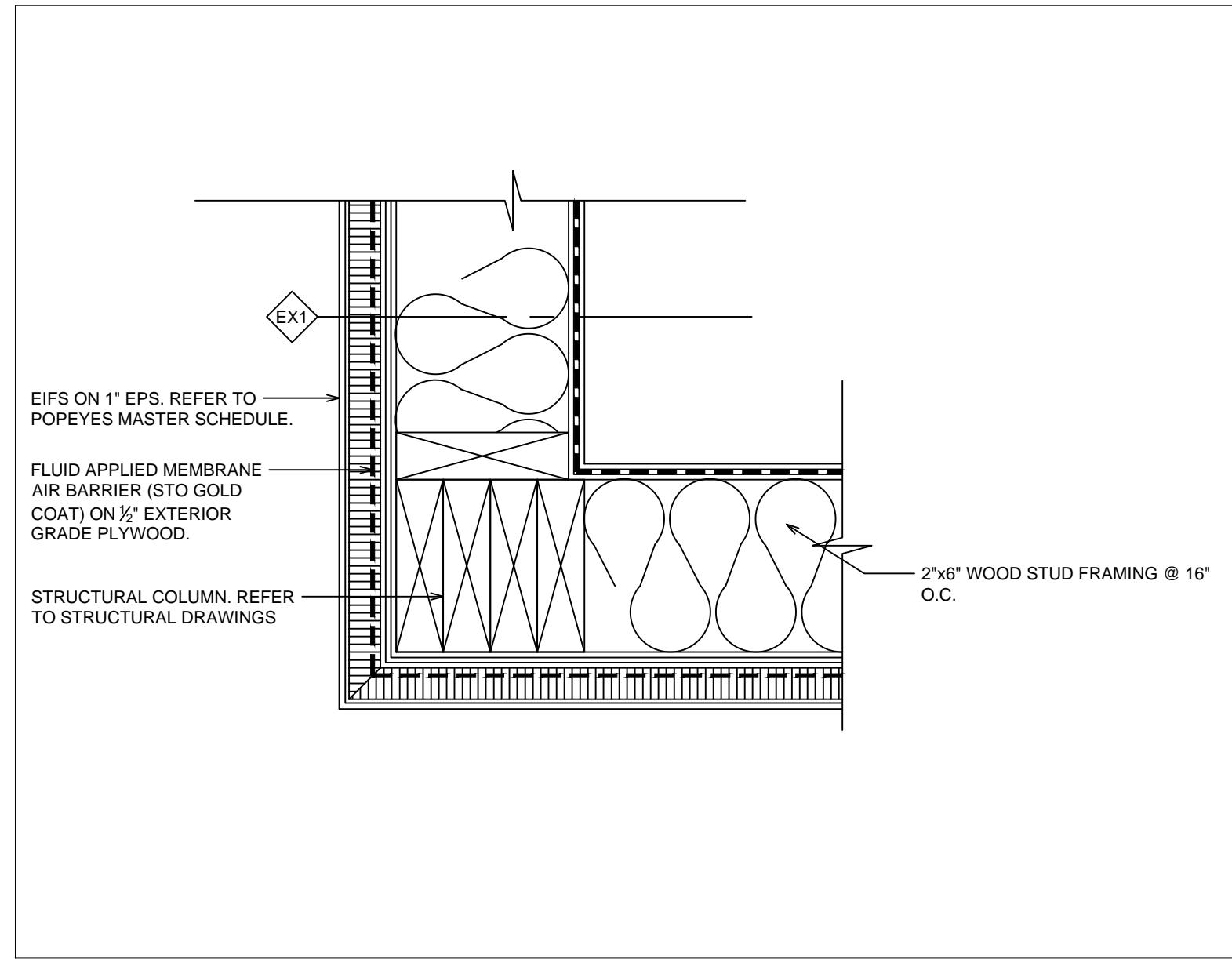
5 PLAN DETAIL @ CORNER
A7.1 SCALE: 2 1/2"=1'-0"



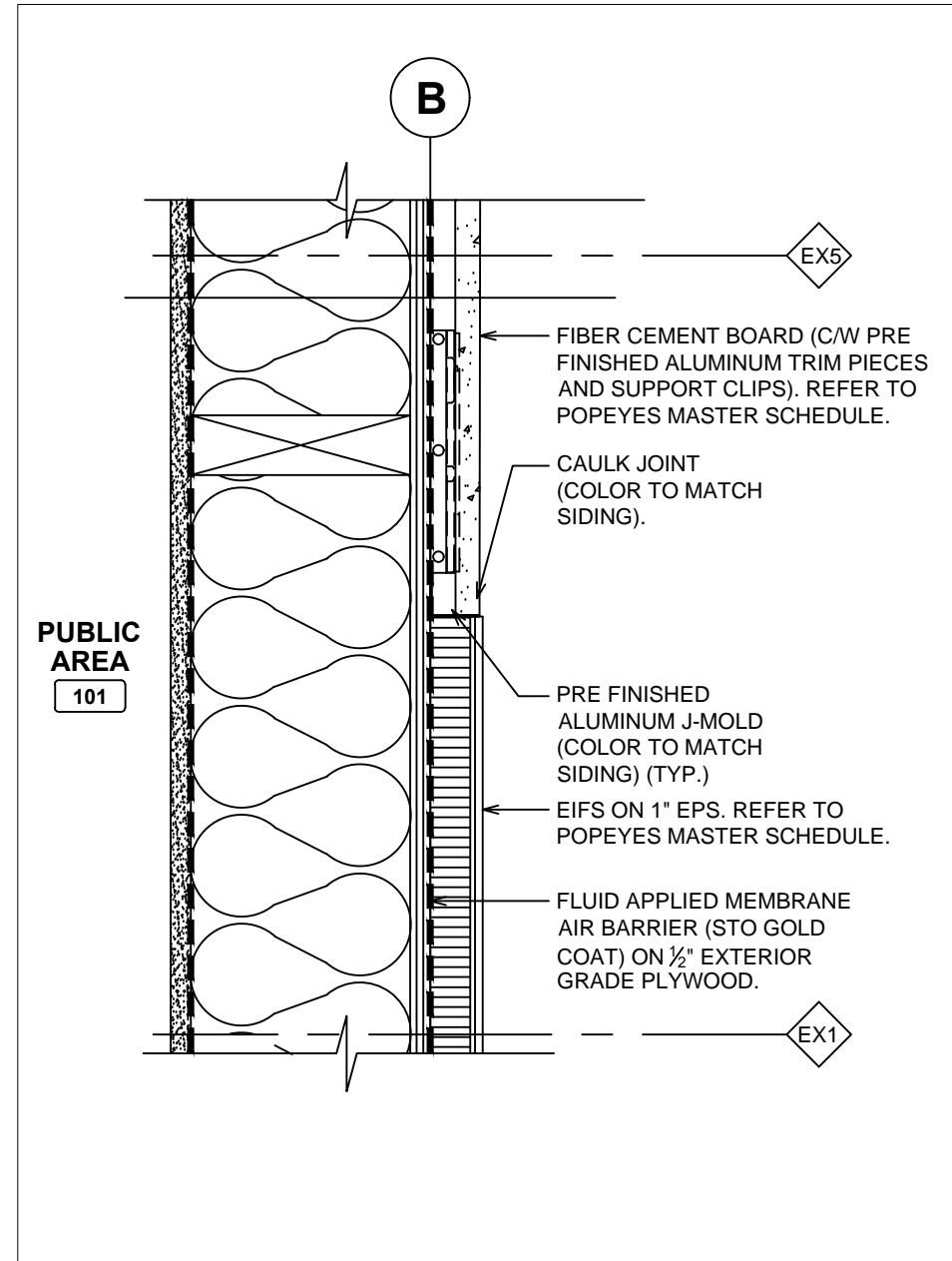
6 PLAN DETAIL @ TOWER
A7.1 SCALE: 2 1/2"=1'-0"



8 PLAN DETAIL @ WALK-IN BOX
A7.1 SCALE: 2 1/2"=1'-0"



9 PLAN DETAIL @ CORNER
A7.1 SCALE: 2 1/2"=1'-0"



10 PLAN DETAIL @ FINISH TRANSITION
A7.1 SCALE: 2 1/2"=1'-0"

ISSUE TABLE		
No.	Date (mm/dd/yy)	Description
REVISIONS		
No.	Date	Description
DRAWINGS REVISED AS PER DESIGN BULLETIN		
No.	Date	Description
PROJECT NORTH		
THIS DRAWING IS OWNED BY OR LICENSED FOR USE BY POPEYES LOUISIANA KITCHEN (OR ITS AFFILIATED OR RELATED COMPANIES) AND MAY NOT BE REPRODUCED, USED, DOWNLOADED, DISSEMINATED, PUBLISHED, OR TRANSFERRED IN ANY FORM OR BY ANY MEANS, EXCEPT WITH THE PRIOR WRITTEN CONSENT OF POPEYES LOUISIANA KITCHEN. COPYRIGHT INFRINGEMENT IS A VIOLATION OF FEDERAL LAW SUBJECT TO CRIMINAL AND CIVIL PENALTIES.		
THE CONTRACTOR IS TO VERIFY ALL DIMENSIONS AND CONDITIONS ON THE PROJECT AND TO REPORT ANY DISCREPANCIES TO THE POPEYES LOUISIANA KITCHEN REPRESENTATIVE PRIOR TO COMMENCING WORK. THESE DRAWINGS ARE NOT TO BE USED FOR CONSTRUCTION PURPOSES UNLESS INDICATED BY POPEYES LOUISIANA KITCHEN AS "ISSUED FOR CONSTRUCTION".		

architrave GROUP PC

157 Broad Street - Suite 107
Red Bank, New Jersey 07701
Phone (732) 212-0007 Fax (732) 212-0059
JOSE C. SANTOS, RA - NJ A18745
NY 03506 DE SS-000774
VA 03522 NC 1226NCF 52655

Professional Engineer

Professional Architect

Professional Engineer

Professional Architect

JOSE C. SANTOS

REGISTERED PROFESSIONAL ARCHITECT

12260

RED BANK, NJ

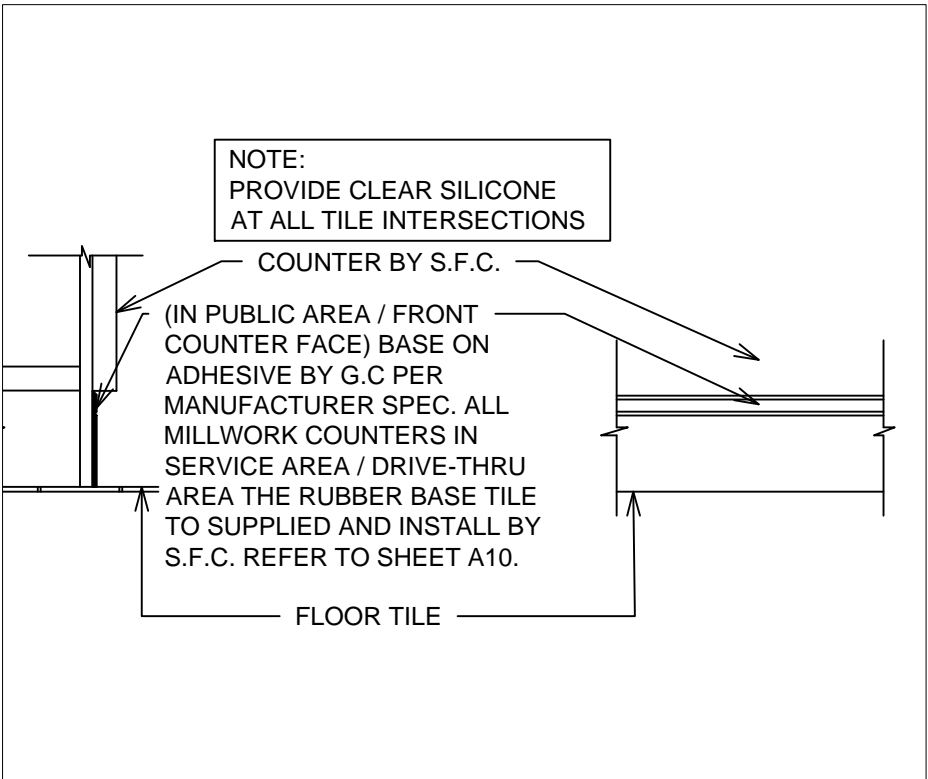
ARCHITRAVE GROUP PC

Professional Engineering Company

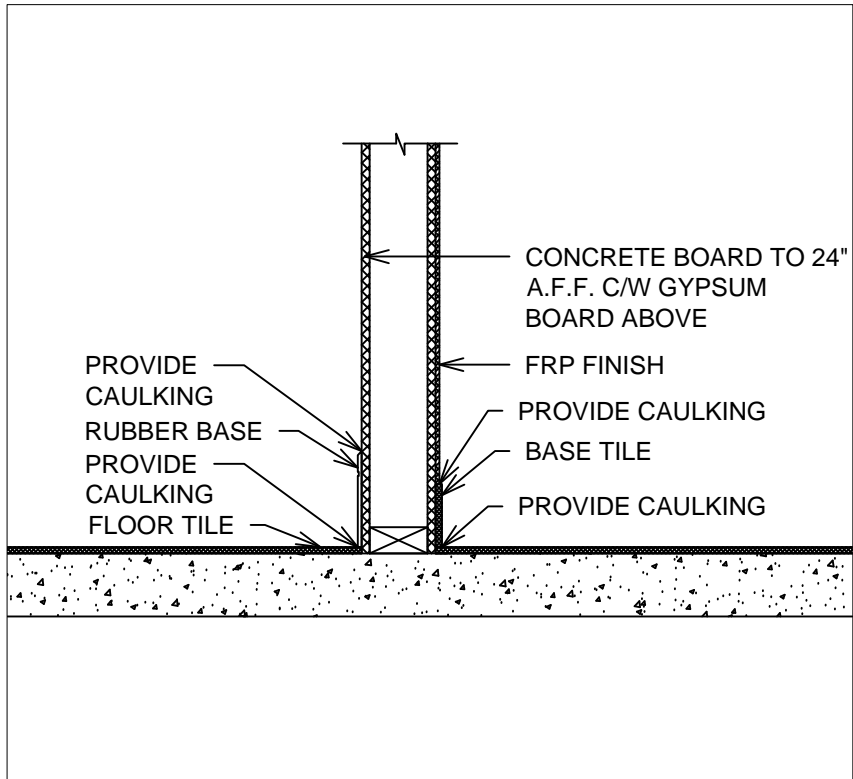
52606

RED BANK, NJ

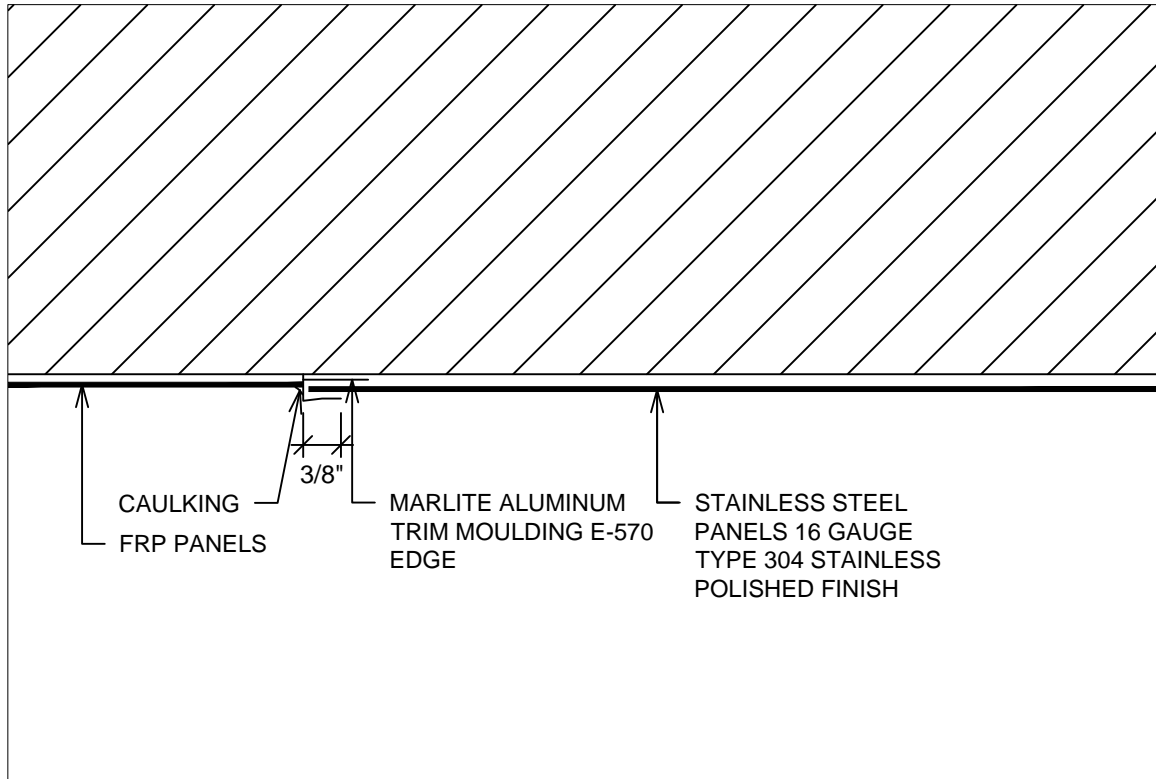
Project	
Store Type	US 2112 PROTOTYPE 2112-21
Location	PROTOTYPE 2112 (U.S.) 503 W. 3RD STREET PEMBROKE, NORTH CAROLINA
Drawing Title	
PLAN DETAILS	
Drawn	Checked
JS	JS
Scale	Date
AS NOTED	8/11/23
Project No.	Drawing No.
G23-29	A7.1



5 RUBBER BASE @ COUNTER
A8 SCALE: 1" = 1'-0"



4 BASE @ FRP & GYPSUM BOARD
A8 SCALE: 1" = 1'-0"



1 FRP-STAINLESS STEEL TRIM DETAIL
A8 SCALE: 6" = 1'-0"

ISSUE TABLE

No.	Date (mm/dd/yy)	Description

REVISIONS

No.	Date	Description

DRAWINGS REVISED AS PER DESIGN BULLETIN

No.	Date	Description

THIS DRAWING IS OWNED BY OR LICENSED FOR USE BY POPEYES LOUISIANA KITCHEN (OR ITS AFFILIATED OR RELATED COMPANIES) AND MAY NOT BE REPRODUCED, USED, DOWNLOADED, DISSEMINATED, PUBLISHED, OR TRANSFERRED IN ANY FORM OR BY ANY MEANS, EXCEPT WITH THE PRIOR WRITTEN CONSENT OF POPEYES LOUISIANA KITCHEN. COPYRIGHT INFRINGEMENT IS A VIOLATION OF FEDERAL LAW SUBJECT TO CRIMINAL AND CIVIL PENALTIES.

THE CONTRACTOR IS TO VERIFY ALL DIMENSIONS AND CONDITIONS ON THE PROJECT AND TO REPORT ANY DISCREPANCIES TO THE POPEYES LOUISIANA KITCHEN REPRESENTATIVE PRIOR TO COMMENCING WORK. THESE DRAWINGS ARE NOT TO BE USED FOR CONSTRUCTION PURPOSES UNLESS INDICATED BY POPEYES LOUISIANA KITCHEN AS "ISSUED FOR CONSTRUCTION".

Company Logo

architrave

GROUP PC

157 Broad Street - Suite 107
Red Bank, New Jersey 07701
Phone (732) 212-0007 Fax (732) 212-0059
JOSE C. SANTOS, RA - NJ AI16745
NY 03506 DE 55-000774
VA 07522 NC 1226DNC 52665

Professional Seal

JOSE C. SANTOS
REGISTERED ARCHITECT
12260
ARCHITECTURAL COMPANY
RED BANK, NJ

Professional Seal

ARCHITRAVE GROUP PC
Professional Company
52665
ARCHITECTURAL COMPANY
RED BANK, NJ

Signature

Jose C. Santos

Project

LOUISIANA KITCHEN

1972

POPEYES

Store Type

US 2112 PROTOTYPE
2112-21

Location

PROTOTYPE
2112 (U.S.)
503 W. 3RD STREET
PEMBROKE, NORTH CAROLINA

Drawing Title

DETAILS

Drawn

JS

Checked

JS

Scale

AS NOTED

Date

8/11/23

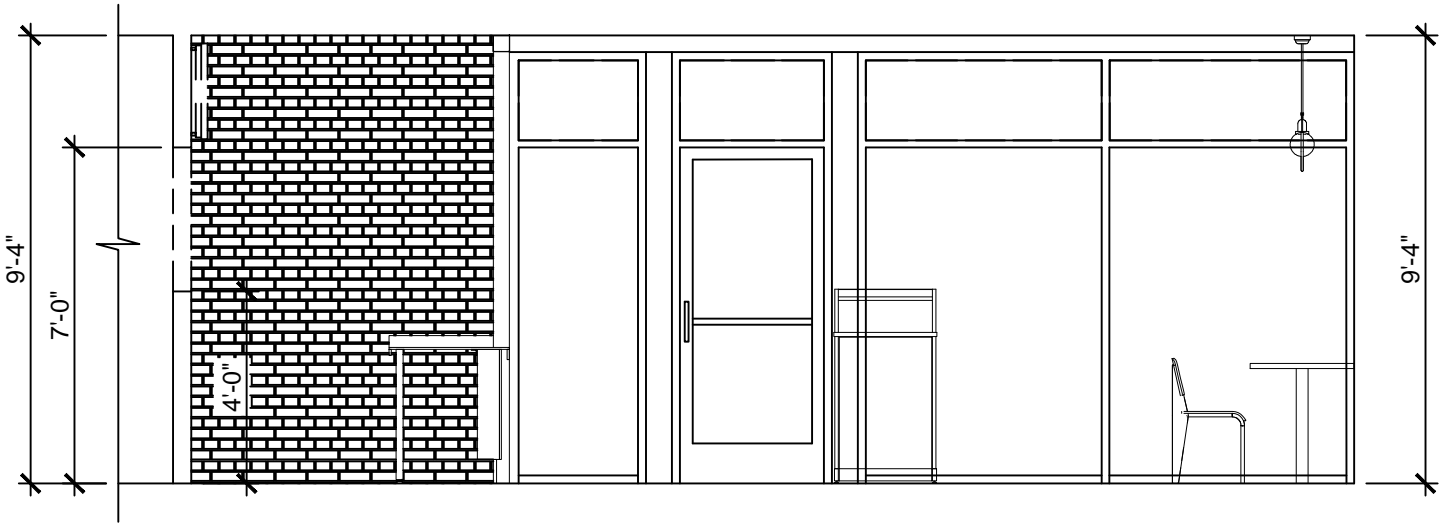
Project No.

G23-29

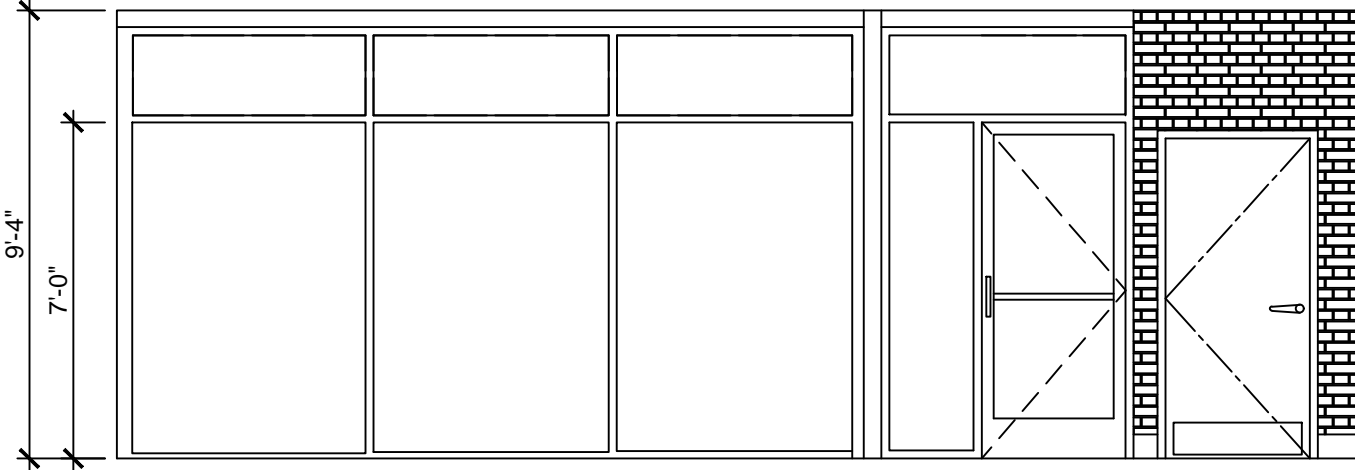
Drawing No.

A8

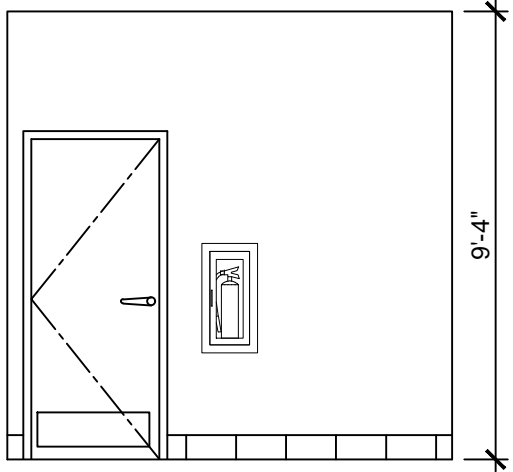
POPEYES LOUISIANA KITCHEN MODEL 2112, 503 W. 3RD STREET, PEMBROKE, NC- 2124 PROTOTYPE DOCUMENTS STORE NO. 14185



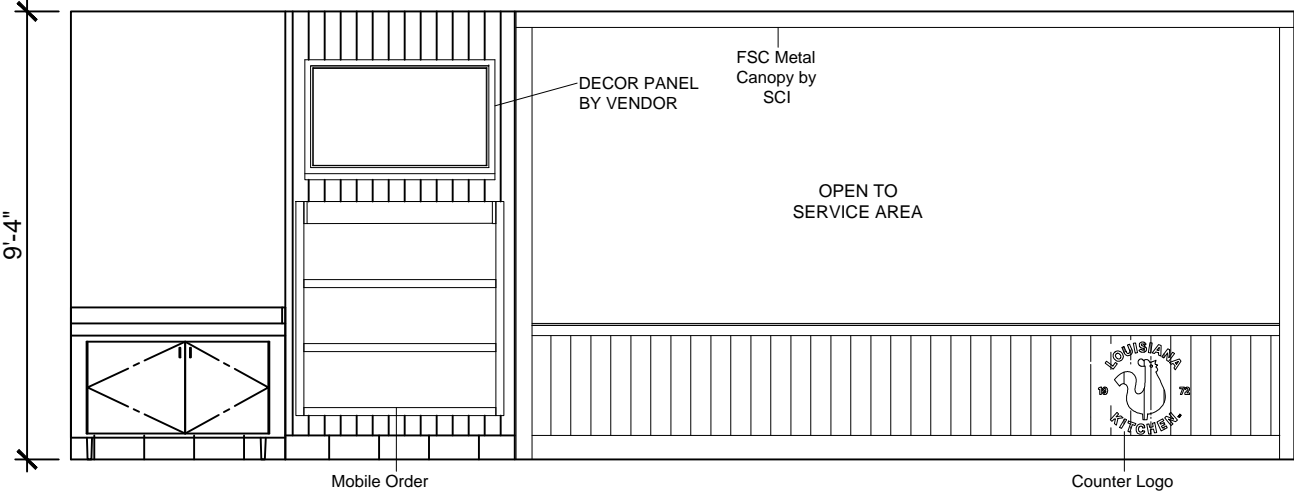
1 SERVICE AREA / PUBLIC AREA
A9 SCALE: 1/4" = 1'-0"



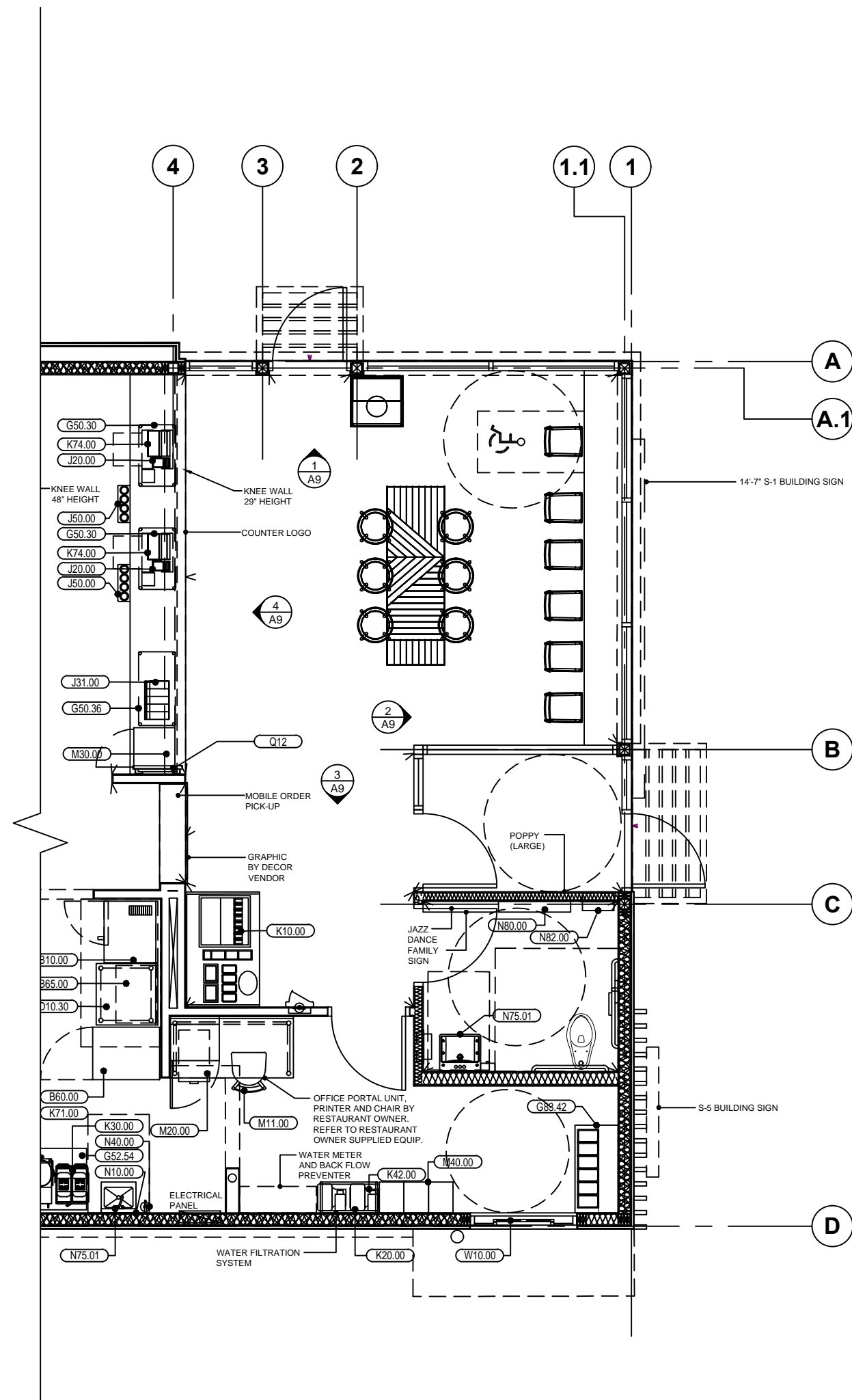
2 PUBLIC AREA
A9 SCALE: 1/4" = 1'-0"



3 PUBLIC AREA
A9 SCALE: 1/4" = 1'-0"



4 PUBLIC AREA
A9 SCALE: 1/4" = 1'-0"



ISSUE TABLE		
No.	Date (mm/dd/yy)	Description
REVISIONS		
No.	Date	Description
DRAWINGS REVISED AS PER DESIGN BULLETIN		
No.	Date	Description
THIS DRAWING IS OWNED BY OR LICENSED FOR USE BY POPEYES LOUISIANA KITCHEN (OR ITS AFFILIATED OR RELATED COMPANIES) AND MAY NOT BE REPRODUCED, USED, DOWNLOADED, DISSEMINATED, PUBLISHED, OR TRANSFERRED IN ANY FORM OR BY ANY MEANS, EXCEPT WITH THE PRIOR WRITTEN CONSENT OF POPEYES LOUISIANA KITCHEN. COPYRIGHT INFRINGEMENT IS A VIOLATION OF FEDERAL LAW SUBJECT TO CRIMINAL AND CIVIL PENALTIES.		
THE CONTRACTOR IS TO VERIFY ALL DIMENSIONS AND CONDITIONS ON THE PROJECT AND TO REPORT ANY DISCREPANCIES TO THE POPEYES LOUISIANA KITCHEN REPRESENTATIVE PRIOR TO COMMENCING WORK. THESE DRAWINGS ARE NOT TO BE USED FOR CONSTRUCTION PURPOSES UNLESS INDICATED BY POPEYES LOUISIANA KITCHEN AS "ISSUED FOR CONSTRUCTION".		

architrave GROUP PC

157 Broad Street - Suite 107
Red Bank, New Jersey 07701
Phone (732) 212-0007 Fax (732) 212-0059
JOSE C. SANTOS RA - NJ A16745
NY 035006 DE 55-000774
VA 075822 NC 1226DNCF 52865

Company Logo

LOUISIANA KITCHEN

POPEYES

Project

US 2112 PROTOTYPE 2112-21

Location

PROTOTYPE 2112 (U.S.)
503 W. 3RD STREET
PEMBROKE, NORTH CAROLINA

Drawing Title

INTERIOR ELEVATIONS

Drawn

JS

Checked

JS

Scale

AS NOTED

Date

8/11/23

Project No.

G23-29

Drawing No.

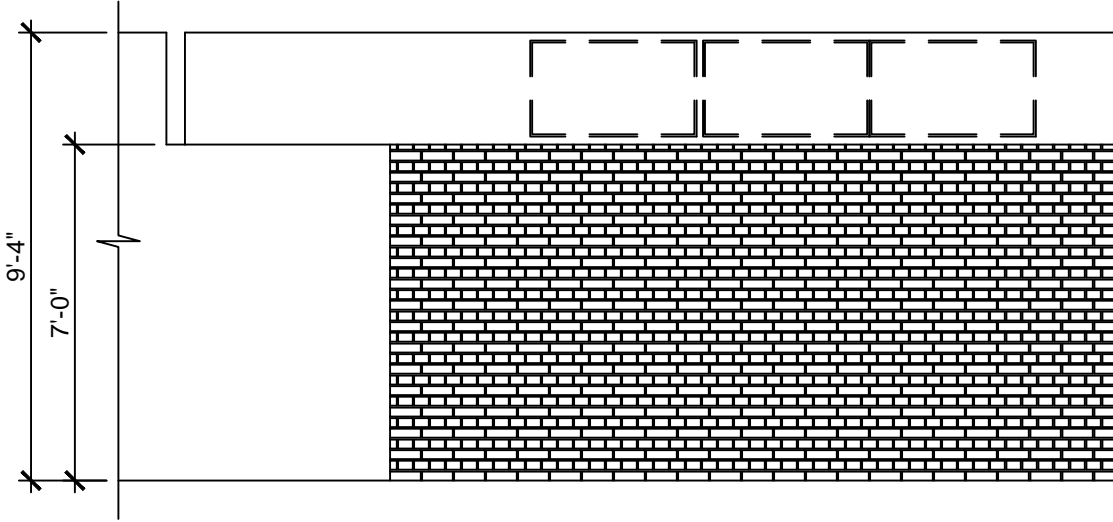
A9

JOSE C. SANTOS REGISTERED ARCHITECT 12260 WITH LICENSE IN NJ

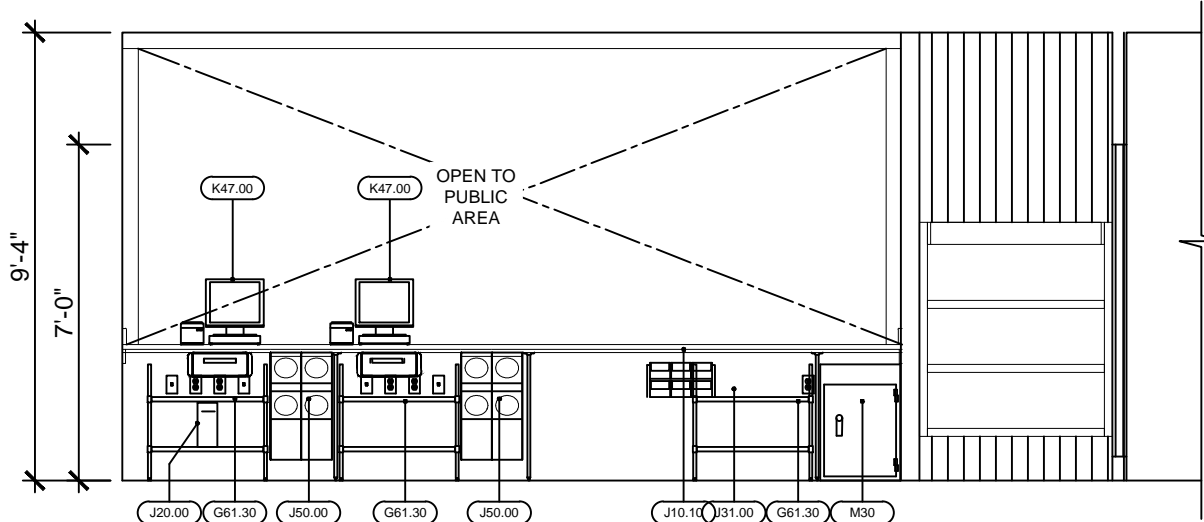
ARCHITRAVE GROUP PC REGISTERED PROFESSIONAL COMPANY 52865 WITH LICENSE IN NJ

Jose C. Santos

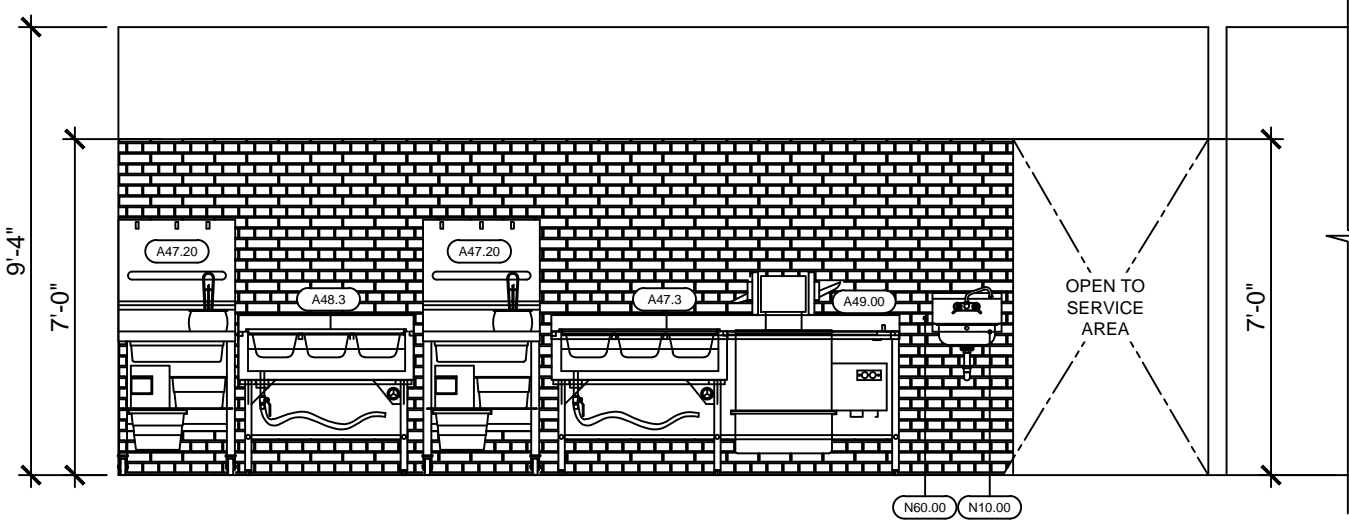
POPEYES LOUISIANA KITCHEN MODEL 2112, 503 W. 3RD STREET, PEMBROKE, NC: 2124 PROTOTYPE DOCUMENTS STORE NO. 14185



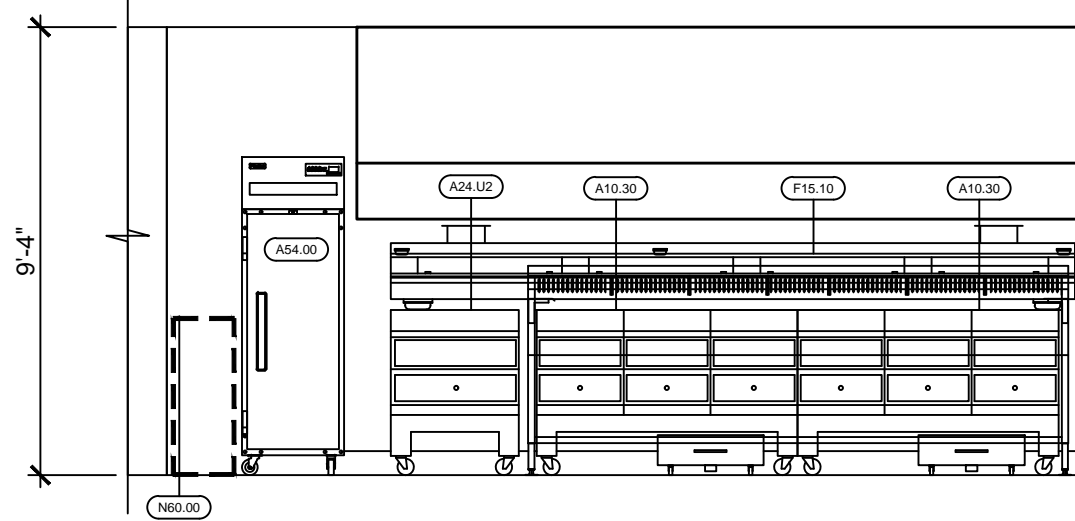
1 MENU BOARD
A9.1 SCALE: 1/4" = 1'-0"



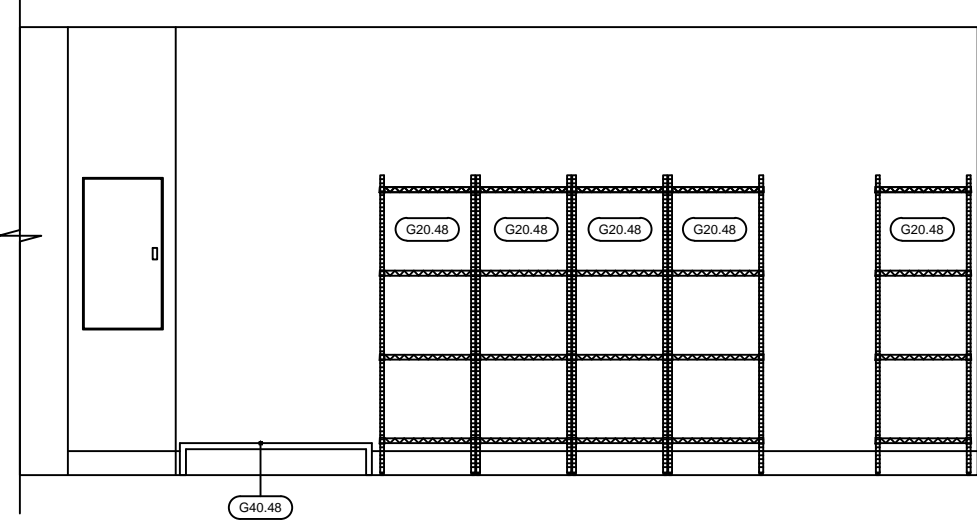
2 PSO AREA
A9.1 SCALE: 1/4" = 1'-0"



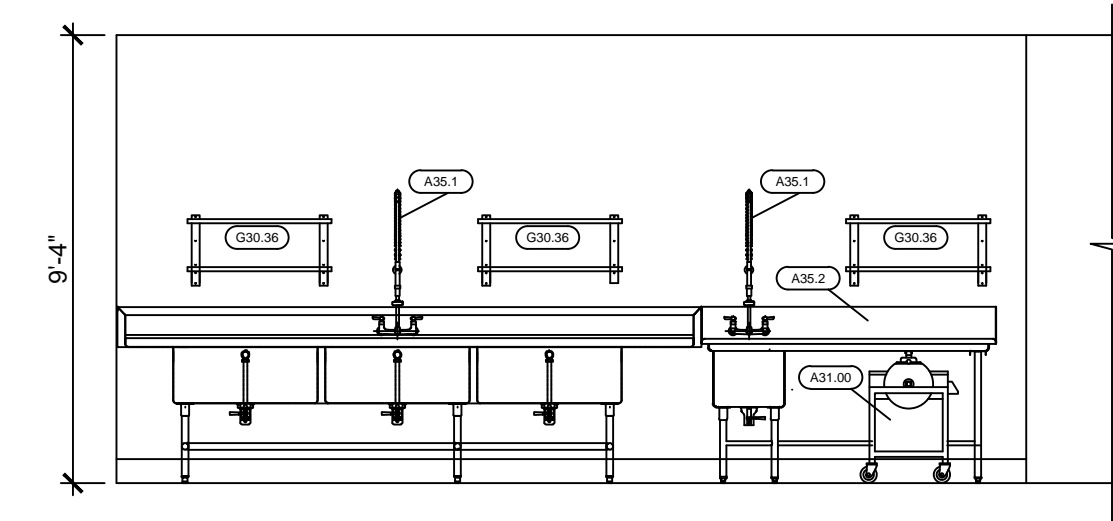
3 BATTER
A9.1 SCALE: 1/4" = 1'-0"



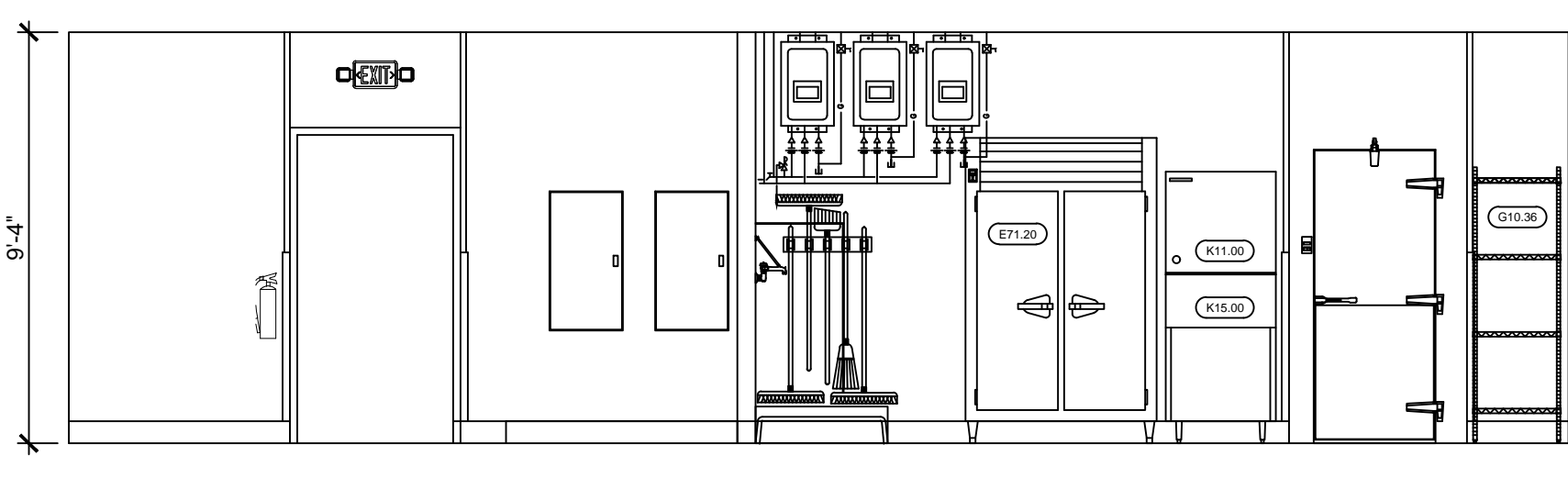
4 FRYER
A9.1 SCALE: 1/4" = 1'-0"



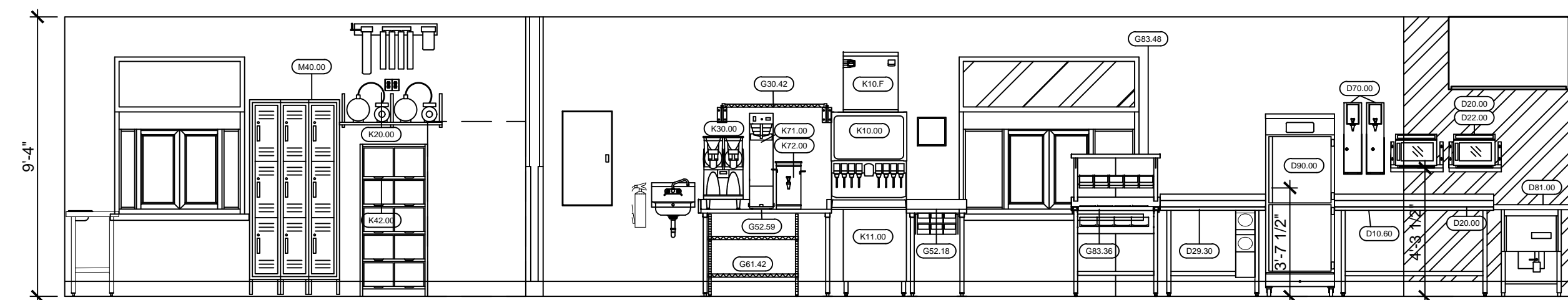
5 STORAGE
A9.1 SCALE: 1/4" = 1'-0"



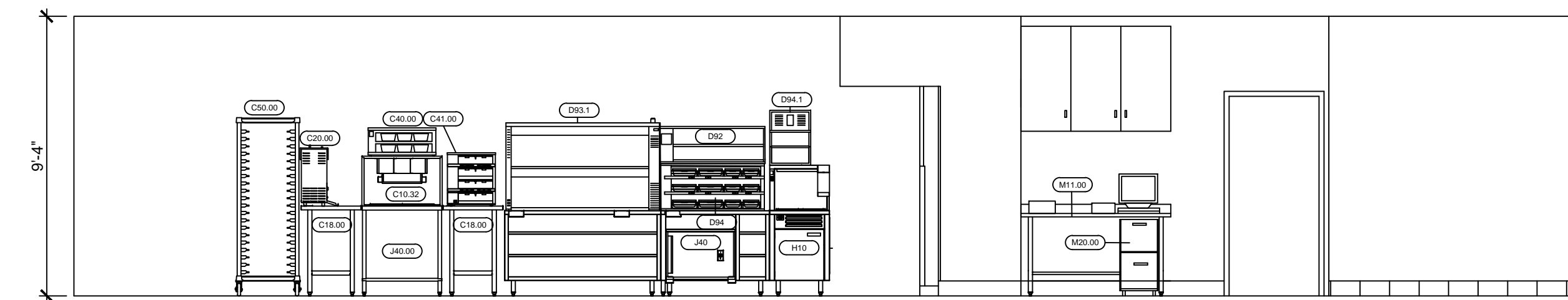
6 WET AREA
A9.1 SCALE: 1/4" = 1'-0"



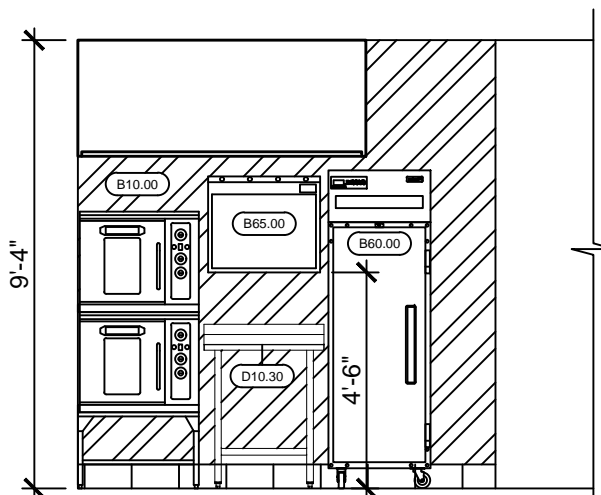
7 REFRIGERATION
A9.1 SCALE: 1/4" = 1'-0"



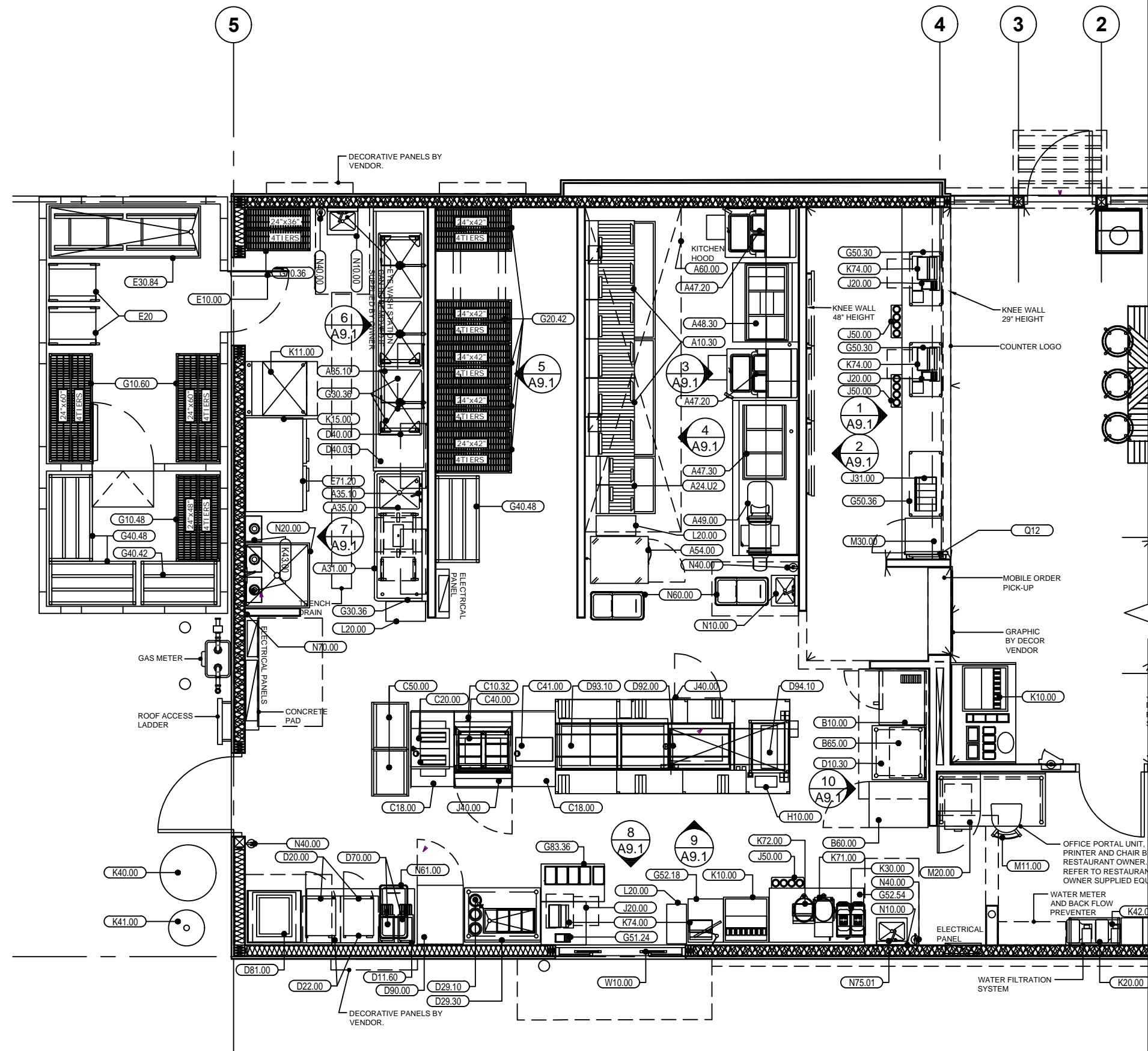
8 PREP
A9.1 SCALE: 1/4" = 1'-0"



9 PRODUCTION LINE
A9.1 SCALE: 1/4" = 1'-0"



10 BISCUITS
A9.1 SCALE: 1/4" = 1'-0"



ISSUE TABLE		
No.	Date (mm/dd/yy)	Description
REVISIONS		
No.	Date	Description
DRAWINGS REVISED AS PER DESIGN BULLETIN		
No.	Date	Description
PROJECT NORTH		
THIS DRAWING IS OWNED BY OR LICENSED FOR USE BY POPEYES LOUISIANA KITCHEN (OR ITS AFFILIATED OR RELATED COMPANIES) AND MAY NOT BE REPRODUCED, USED, DOWNLOADED, DISSEMINATED, PUBLISHED, OR TRANSFERRED IN ANY FORM OR BY ANY MEANS, EXCEPT WITH THE PRIOR WRITTEN CONSENT OF POPEYES LOUISIANA KITCHEN. COPYRIGHT INFRINGEMENT IS A VIOLATION OF FEDERAL LAW SUBJECT TO CRIMINAL AND CIVIL PENALTIES.		
THE CONTRACTOR IS TO VERIFY ALL DIMENSIONS AND CONDITIONS ON THE PROJECT AND TO REPORT ANY DISCREPANCIES TO THE POPEYES LOUISIANA KITCHEN REPRESENTATIVE PRIOR TO COMMENCING WORK. THESE DRAWINGS ARE NOT TO BE USED FOR CONSTRUCTION PURPOSES UNLESS INDICATED BY POPEYES LOUISIANA KITCHEN AS "ISSUED FOR CONSTRUCTION".		

architrave GROUP PC

157 Broad Street - Suite 107
Red Bank, New Jersey 07701
Phone (732) 212-0007 Fax (732) 212-0059
JOSE C. SANTOS, RA - NJ A16745
NY 035006 DE 55-0007714
VA 075822 NC 1226DNCF 52865

Company Logo

Project

Store Type

Location

Drawing Title

Drawn

Scale

Project No.

Checked

Date

Drawing No.

US 2112 PROTOTYPE
2112-21

PROTOTYPE
2112 (U.S.)
503 W. 3RD STREET
PEMBROKE, NORTH CAROLINA

INTERIOR ELEVATIONS

JS

AS NOTED

G23-29

JS

8/11/23

A9.1



THIS DRAWING IS OWNED BY OR LICENSED FOR USE BY POPEYES LOUISIANA KITCHEN (OR ITS AFFILIATED OR RELATED COMPANIES) AND MAY NOT BE REPRODUCED, USED, DOWNLOADED, DISSEMINATED, PUBLISHED, OR OTHERWISE TRANSMITTED IN ANY FORM OR BY ANY MEANS WITHOUT THE WRITTEN CONSENT OF POPEYES LOUISIANA KITCHEN. COPYRIGHT INFRINGEMENT IS A VIOLATION OF FEDERAL LAW SUBJECT TO CRIMINAL AND CIVIL PENALTIES.

THE CONTRACTOR IS TO VERIFY ALL DIMENSIONS AND CONDITIONS ON THE PROJECT AND TO REPORT ANY DISCREPANCIES TO THE POPEYES LOUISIANA KITCHEN REPRESENTATIVE PRIOR TO COMMENCING WORK. THESE DRAWINGS ARE NOT TO BE USED FOR CONSTRUCTION PURPOSES UNLESS INDICATED BY POPEYES LOUISIANA KITCHEN AS "ISSUED FOR CONSTRUCTION".

32) 212-0059
AI18745


Company Logo

A

rchitrave
GROUP PC

157 Broad Street - Suite 107
Red Bank, New Jersey 07070
Phone (732) 212-0007 Fax (732) 212-0007
JOSE C. SANTOS, RA - NJ
NY 035096 DE 55-0007774
VA 015922 NC 12260NC 52665

Jose C. Santos





Store Type	US 2112 PROTOTYPE 2112-21
------------	------------------------------

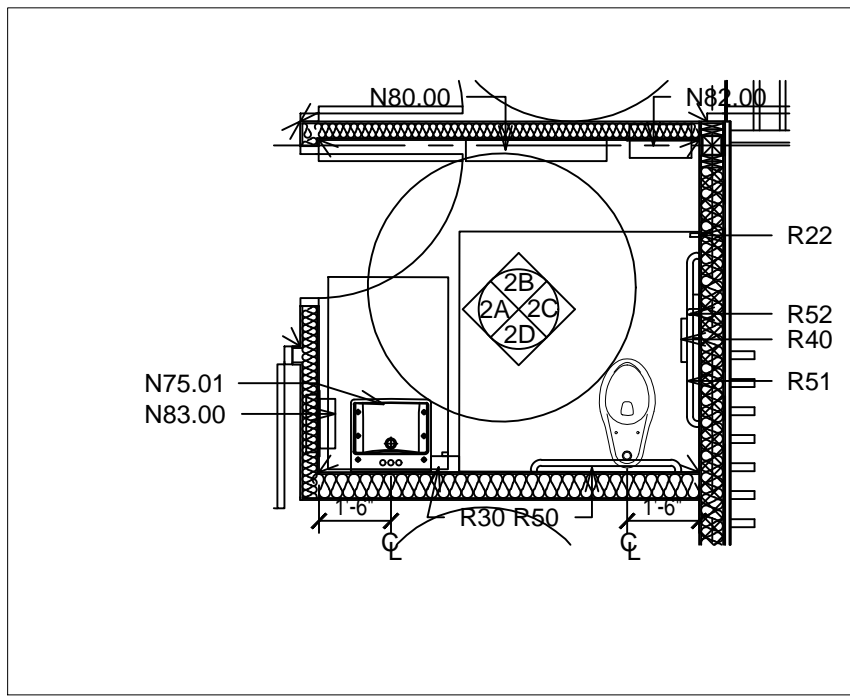
Location

PROTOTYPE
2112 (U.S.)
503 W. 3RD STREET
PEMBROKE, NORTH CAROLINA

Drawing Title

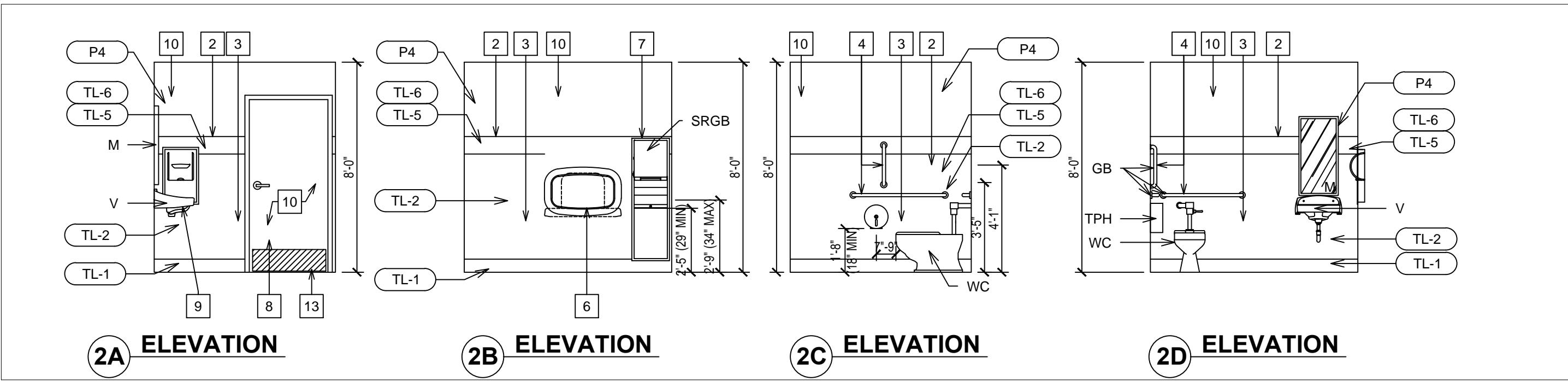
INTERIOR ELEVATIONS

Drawn JS	Checked JS
Scale AS NOTED	Date 8/11/23
Project No. G23-29	Drawing No. A9.2




1 PLAN UNISEX WASHROOM

SCALE: 1/4" = 1'-0"



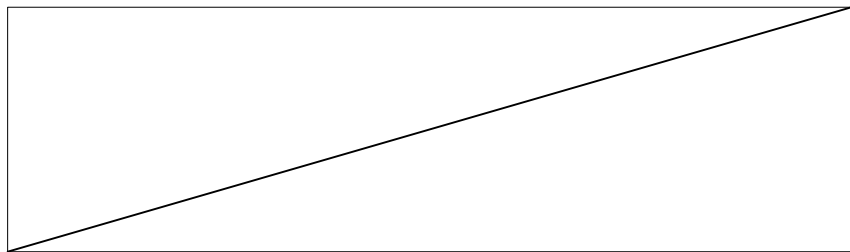
2 ELEVATIONS UNISEX WASHROOM

SCALE: 1/4" = 1'-0"



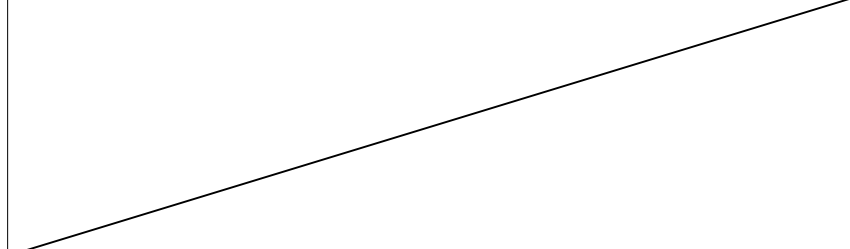
3 N/A

SCALE: NONE



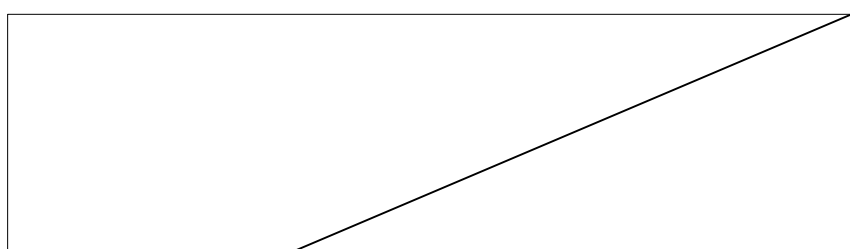
5 N/A

SCALE: NONE




6 N/A

SCALE: NONE



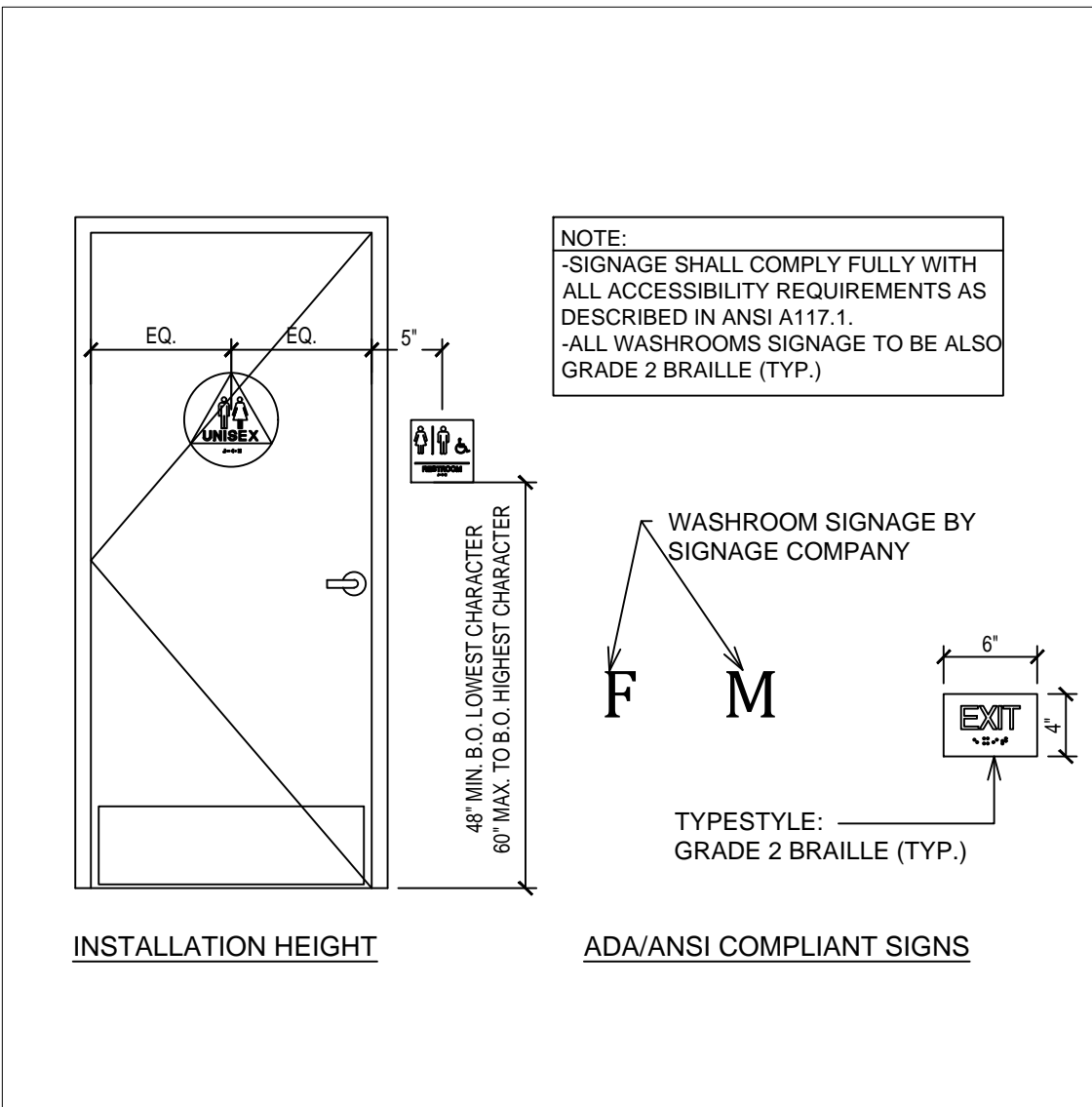
7 N/A

SCALE: NONE



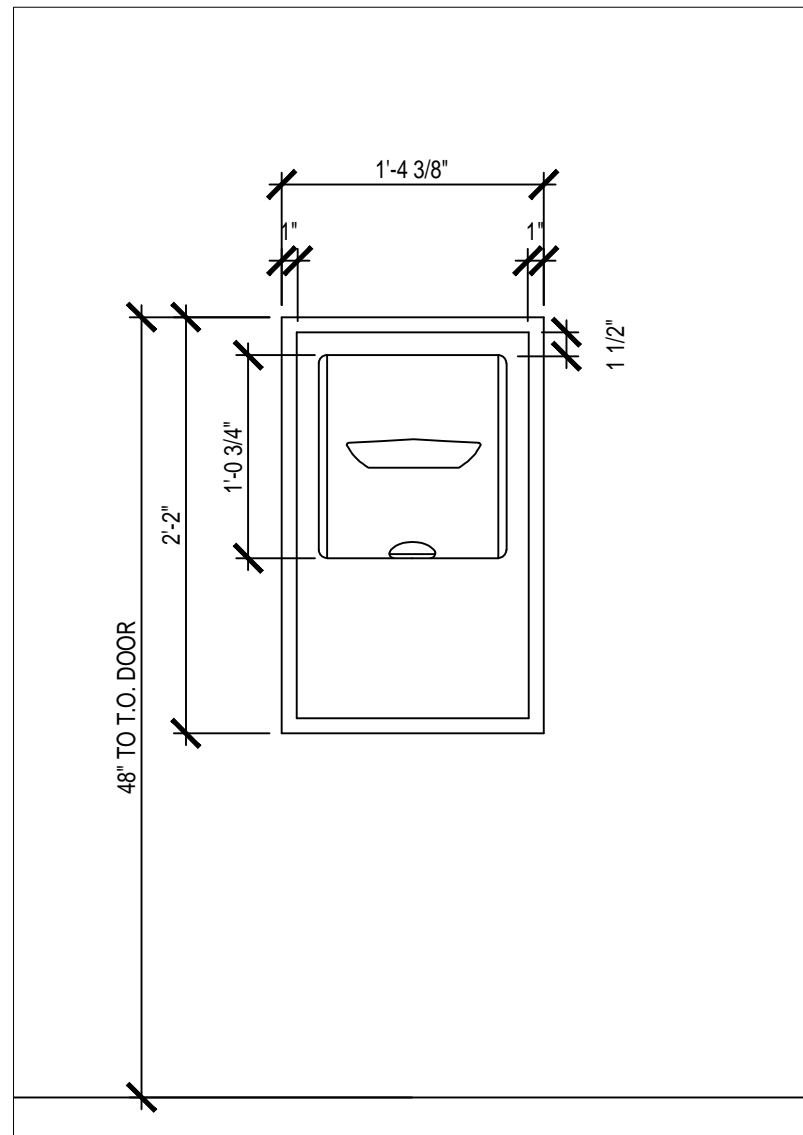
4 N/A

SCALE: NONE



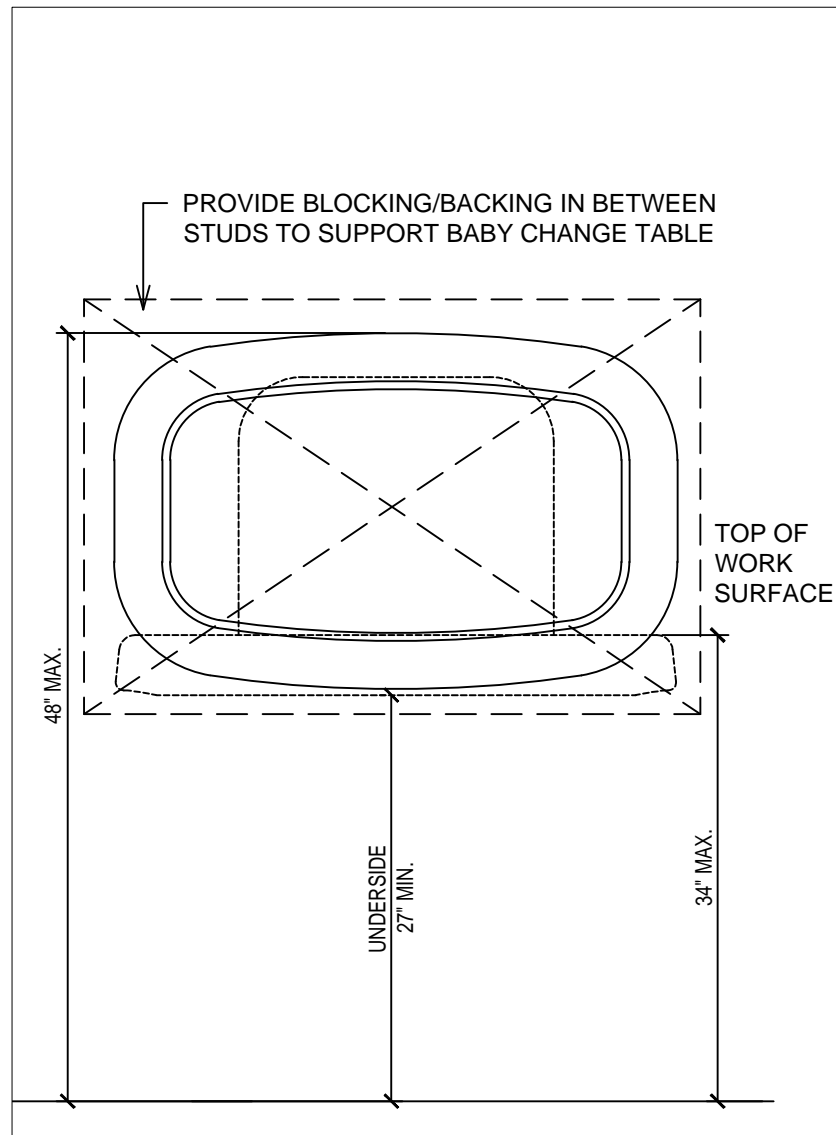
8 ACCESSIBILITY SIGNAGE.

SCALE: 1" = 1'-0"



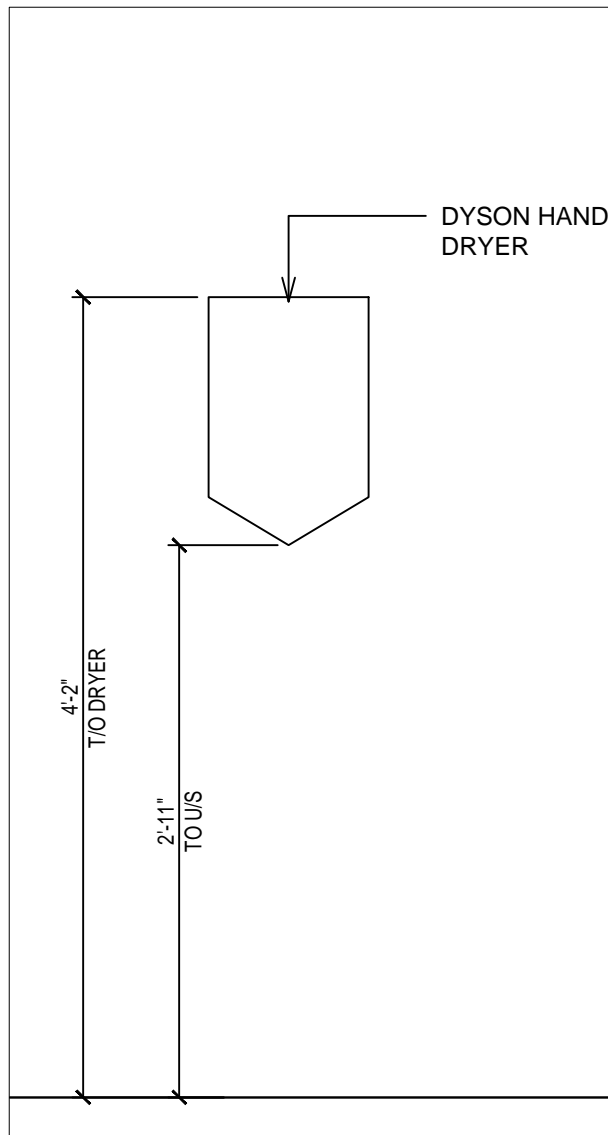
9 DETAIL @ SEMI-RECESSED GARBAGE

SCALE: 1" = 1'-0"



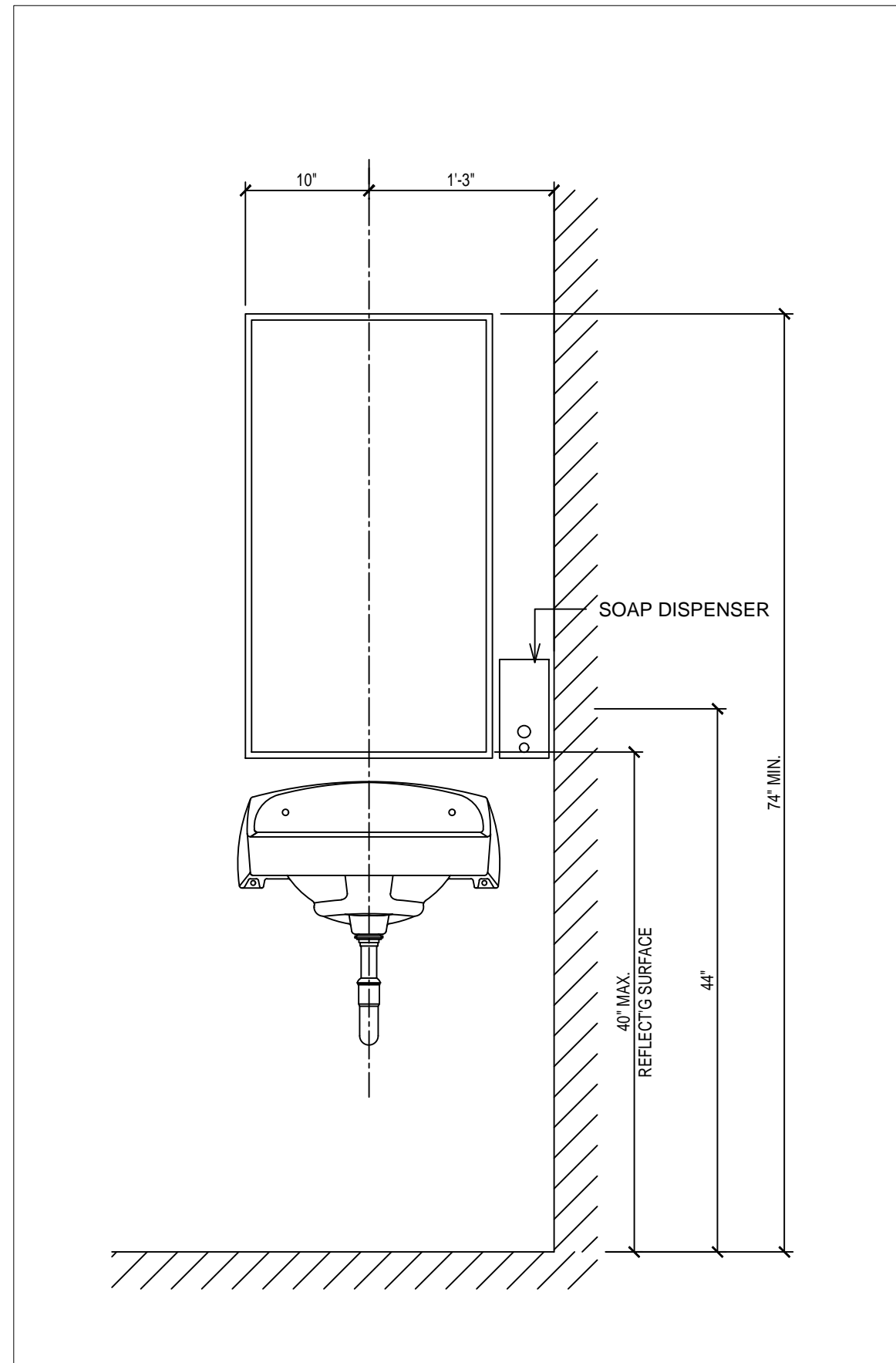
10 DETAIL @ BABY CHANGE TABLE

SCALE: 1" = 1'-0"



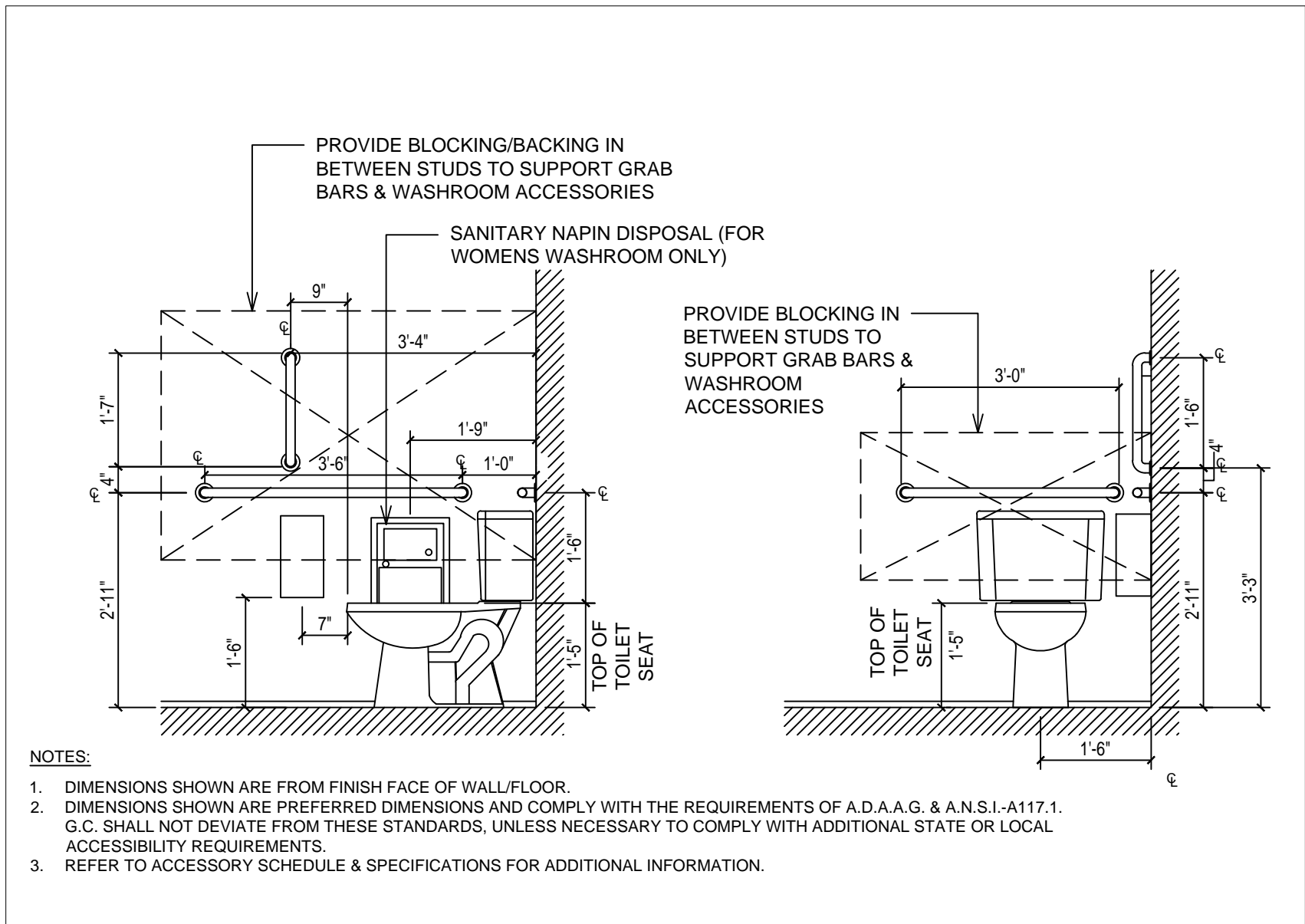
11 DETAIL @ HAND DRYER

SCALE: 1" = 1'-0"



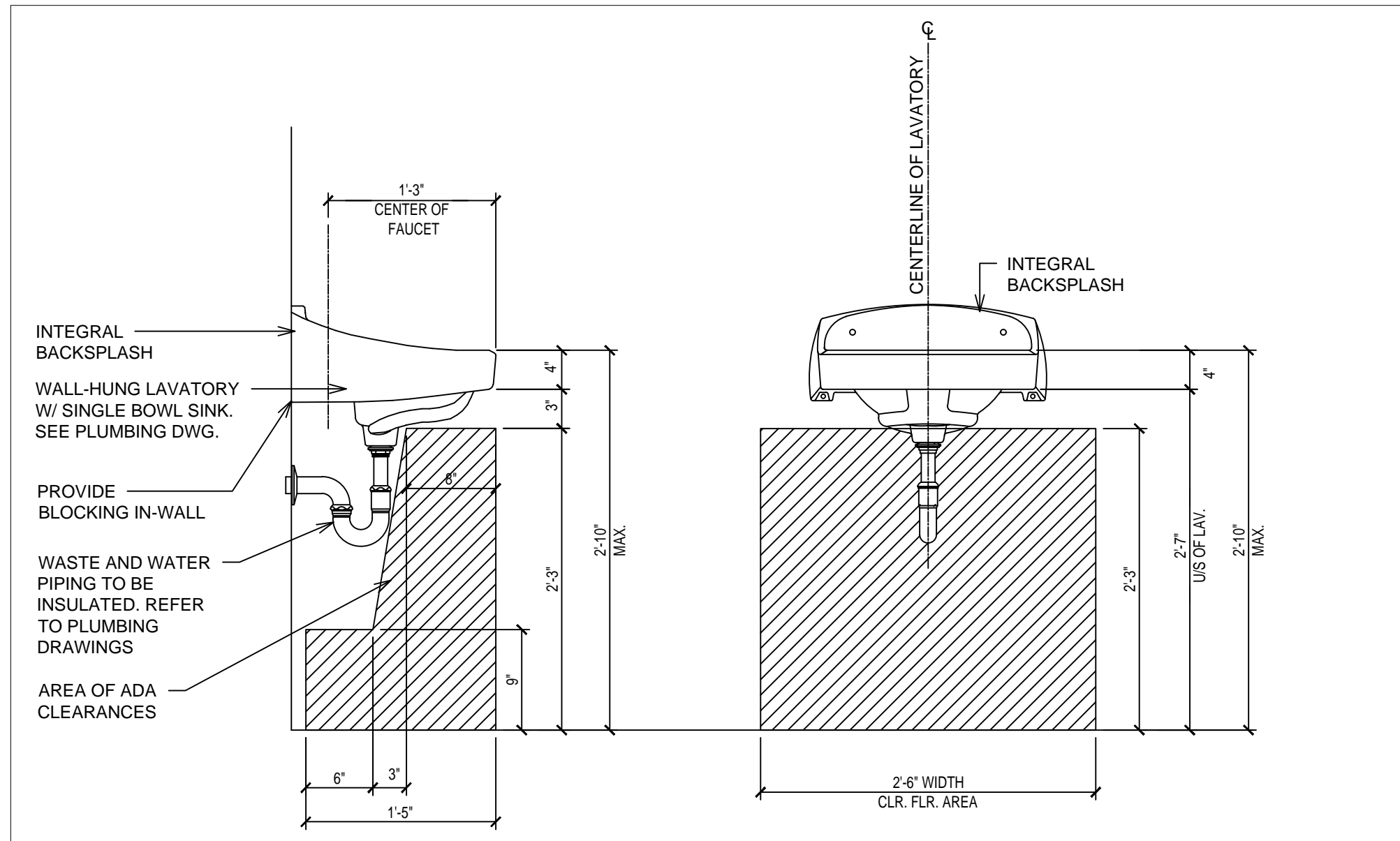
14 MIRROR AND SOAP DISPENSER DETAIL

SCALE: 1" = 1'-0"



12 DETAIL @ GRAB BARS

SCALE: 1/2" = 1'-0"



13 DETAIL @ VANITY

SCALE: 1" = 1'-0"

- ### INTERIOR ELEVATION NOTES
- MIRROR IN PUBLIC WASHROOMS TO BE 1'-6" x 3'-0". MIRROR TO BE CENTERED ABOVE VANITIES & SURFACE MOUNTED ON WALL FINISH. SEE DRAWING A2 FOR SPECIFICATIONS. BOTTOM AND ONE OF THE VERTICAL SIDE FRAMES TO BE PRE-DRILLED & SCREWED TO WALL. REMAINDER OF FRAMES AND MIRROR TO BE ADHERED W/ APPROVED MIRROR ADHESIVE OR SILICONE. REFER TO DETAIL 14/A9.3
 - WALL TILE FINISH TL-5 AND TL-6 - REFER TO FINISH SCHEDULE ON SHEET A10 FOR TYPE. GC TO BE SUPPLIED AND INSTALLED.
 - WALL TILE TL-2 - REFER TO FINISH SCHEDULE ON SHEET A10 FOR TYPE.
 - PROVIDE PLYWOOD BACKING IN BETWEEN STUDS TO ACCOMMODATE GRAB BARS. PROVIDE ADEQUATE SIZE. REFER TO DETAIL 12/A9.3.
 - N/A.
 - PROVIDE ADEQUATE PLYWOOD BACKING IN BETWEEN STUDS AT BABY CHANGE TABLE. REFER TO DETAIL 10/A9.3.
 - PROVIDE OPENING IN WALL TO ACCOMMODATE SEMI-RECESSED GARBAGE. REFER TO DETAIL 9/A9.3.
 - DOORS & FRAMES. REFER TO FINISH SCHEDULES ON SHEET A10 FOR FINISHES & A11 FOR TYPE.
 - VANITY - REFER TO DETAIL 13/A9.3.
 - PAINT FINISH - REFER TO TYPICAL WASHROOM ELEVATION ON SHEET A10 FOR TYPE
 - LAVATORY CARRIER - SEE PLUMBING SCHEDULE
 - PROVIDE & INSTALL SCHLUTER STRIP AT TILED CORNERS (INSIDE/ OUTSIDE). REFER TO SHEET A10 FOR SPECS.
 - G.C TO PROVIDE AND INSTALL KICK PLATE. REFER TO HARDWARE SCHEDULE ON SHEET A11.

SYMBOL LEGEND

- 1 NOTE REFERENCE REFER TO ELEVATION NOTES

WASHROOM ACCESSORIES

TPH	-TOILET PAPER HOLDER (R40), BOBRICK B-2890
GB	-GRAB BAR (R50), GAMCO 150-S x36" -GRAB BAR (R51), GAMCO 150-S x42" -GRAB BAR (R52), GAMCO 150-S x18"
M	-MIRROR (R20), CHANNEL FRAME 18"x36" - GAMCO C-18x36
SRGB	-SEMI-RECESSED GARBAGE BIN (N82) - BOBRICK B-3961
EHD	-ELECTRIC HAND DRYER (N83) - BRUSHED STAINLESS STEEL - XLERATOR XL-SB
BCT	-BABY CHANGE TABLE (N80), SURFACE MOUNT - KOALA KARE KB200-00
SD	-SOAP DISPENSER (R30), SURFACE MOUNT - BOBRICK B-4112
V	-VANITY
WC	-WATER CLOSET
CH	-COAT HOOK (R22), HEAVY-DUTY COAK HOOK BOBRICK B-4112
SND	-SANITARY NAPKIN DISPENSER (R60), SURFACE MOUNT BOBRICK B-270

NOTES

- REFER TO TYPICAL ACCESSORIES DETAILS FOR MOUNTING HEIGHTS AND OTHER SPECIFIC DIMENSIONS.
- REFER TO TILE PLAN AND FINISHES SCHEDULE ON SHEET A10 FOR FINISHES.
- G.C SHALL PROVIDE ADDITIONAL SOLID WOOD BLOCKING IN WALL AS NEEDED FOR PROPER INSTALLATION AND STRUCTURAL SUPPORT OF ACCESSORY ITEMS.
- VERIFY ALL PAPER & SOAP PRODUCTS WITH VENDOR.
- THE G.C. SHALL VERIFY WITH THE OWNER THAT THE PAPER AND SOAP SUPPLIER IS AVAILABLE FOR ALL REPLENISHMENT PRIOR TO HEALTH INSPECTION

ISSUE TABLE		
No.	Date (mm/dd/yyyy)	Description
REVISIONS		
No.	Date	Description
4	7/25/23	VE COMMENTS
DRAWINGS REVISED AS PER DESIGN BULLETIN		
No.	Date	Description
PROJECT NORTH		

THIS DRAWING IS OWNED BY OR LICENSED FOR USE BY POPEYES LOUISIANA KITCHEN (OR ITS AFFILIATED OR RELATED COMPANIES) AND MAY NOT BE REPRODUCED, USED, DOWNLOADED, DISSEMINATED, PUBLISHED, OR TRANSFERRED IN ANY FORM OR BY ANY MEANS, EXCEPT WITH THE PRIOR WRITTEN CONSENT OF POPEYES LOUISIANA KITCHEN. COPYRIGHT INFRINGEMENT IS A VIOLATION OF FEDERAL LAW SUBJECT TO CRIMINAL AND CIVIL PENALTIES.

THE CONTRACTOR IS TO VERIFY ALL DIMENSIONS AND CONDITIONS ON THE PROJECT AND TO REPORT ANY DISCREPANCIES TO THE POPEYES LOUISIANA KITCHEN REPRESENTATIVE PRIOR TO COMMENCING WORK. THESE DRAWINGS ARE NOT TO BE USED FOR CONSTRUCTION PURPOSES UNLESS INDICATED BY POPEYES LOUISIANA KITCHEN AS "ISSUED FOR CONSTRUCTION".

Architrave Group PC
157 Broad Street - Suite 107
Red Bank, New Jersey 07701
Phone (732) 212-0007 Fax (732) 212-0059
JOSE C. SANTOS, RA - NJ A161845
NY 035006 DE SS-0007714
VA 015822 NC 12260NCF 52865

Architrave Group PC
Professional Architectural Company
157 Broad Street - Suite 107
Red Bank, New Jersey 07701
Phone (732) 212-0007 Fax (732) 212-0059
JOSE C. SANTOS, RA - NJ A161845
NY 035006 DE SS-0007714
VA 015822 NC 12260NCF 52865

LOUISIANA KITCHEN

POPEYES

Store Type: US 2112 PROTOTYPE 2112-21

Location: PROTOTYPE 2112 (U.S.)
503 W. 3RD STREET
PEMBROKE, NORTH CAROLINA


Drawing Title: WASHROOM DETAILS

Drawn: JS	Checked: JS
Scale: AS NOTED	Date: 8/11/23
Project No: G23-29	Drawing No: A9.3

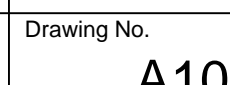


NOTES

1. GENERAL CONTRACTOR TO PROVIDE MINIMUM 1 CASE OF EACH SET OF FLOOR TILES, WALL TILES & CEILING TILES AND 1 GALLON OF EACH PAINT COLOUR FOR FUTURE USE. THESE MATERIALS ARE TO BE LEFT ON SITE WITH THE RESTAURANT OWNER.
2. PROVIDE & INSTALL SCHLUTER STRIP (SHL-2) AT OUTSIDE / WALL TILE CORNERS WITHIN SERVICE AREA.
3. PROVIDE & INSTALL SCHLUTER STRIP (SHL-3) AT ALL FLOOR TILE TRANSITION THROUGHOUT THE ENTIRE STORE. REFER TO FINISHING SCHEDULE.
4. PROVIDE & INSTALL SCHLUTER-DILEX-KSN AT LOCATION OF FLOOR TILE AT DELIVERY DOOR. REFER TO POPEYES MASTER SCHEDULE.
5. GENERAL CONTRACTOR TO INSTALL BASE TILE FOR ALL FIXED BOOTH SEATING. G.C TO USE LATACRITE - LATAPoxy 300 ADHESIVE TO ADHERE BASE TILE TO BASE BOX BOOTH SEATING AND FOR USE WITH BASE TILE ON FRONT COUNTER. CONTACT: 1-800-243-4788 EXT. 235. WEBSITE: WWW.LATACRITE.COM
6. COVE BASE TILES FOR MILLWORK CABINETS TO BE INSTALLED BY MILLWORK VENDOR.
7. G.C. TO SEAL ALL MILLWORK / MILLWORK AND GWB / MILLWORK JOINTS WITH CLEAR SILICONE CAULKING AFTER COMPLETION OF PAINTING, WAINSCOTING AND FINAL CLEANING.
8. ALL BUTT JOINTS IN THE MILLWORK (VERTICAL AND HORIZONTAL) WILL BE CAULKED WITH CLEAR SILICONE CAULKING BY MILLWORK COMPANY.

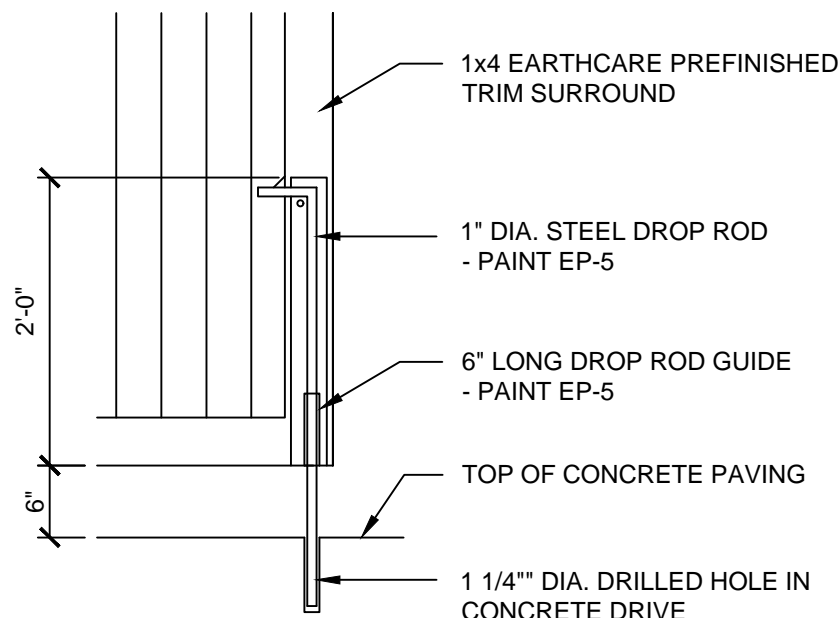


Architrave Group PC
Registered Architectural Company
52665

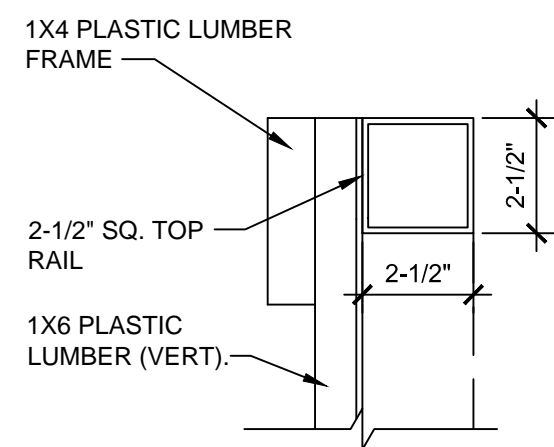


Page 1 of 1Page 2 of 2Page 3 of 3Page 4 of 9Page 5 of 8Page 6 of 9Page 7 of 9Page 8 of 9Page 9 of 9

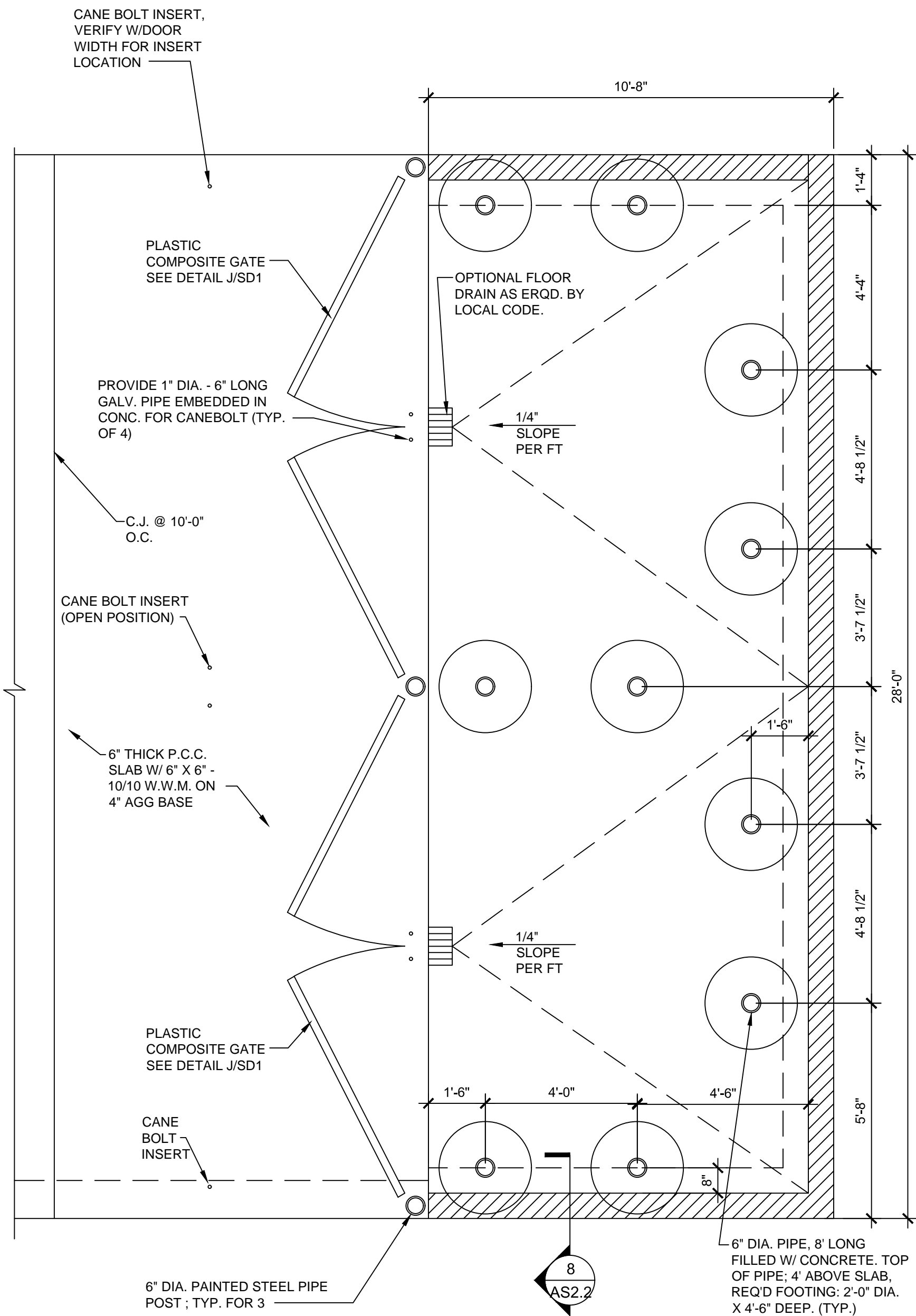
POPEYES LOUISIANA KITCHEN MODEL 2112, 503 W. 3RD STREET, PEMBROKE, NC: 2124 PROTOTYPE DOCUMENTS STORE NO. 14185



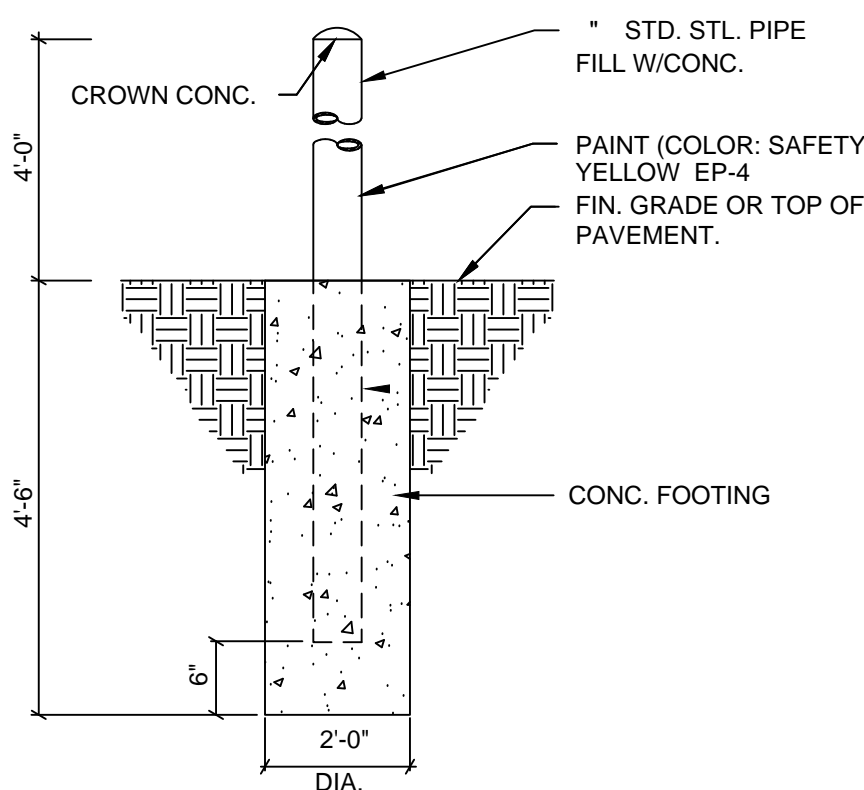
4 DROP ROD DETAIL
SCALE: 3/4" = 1'-0"



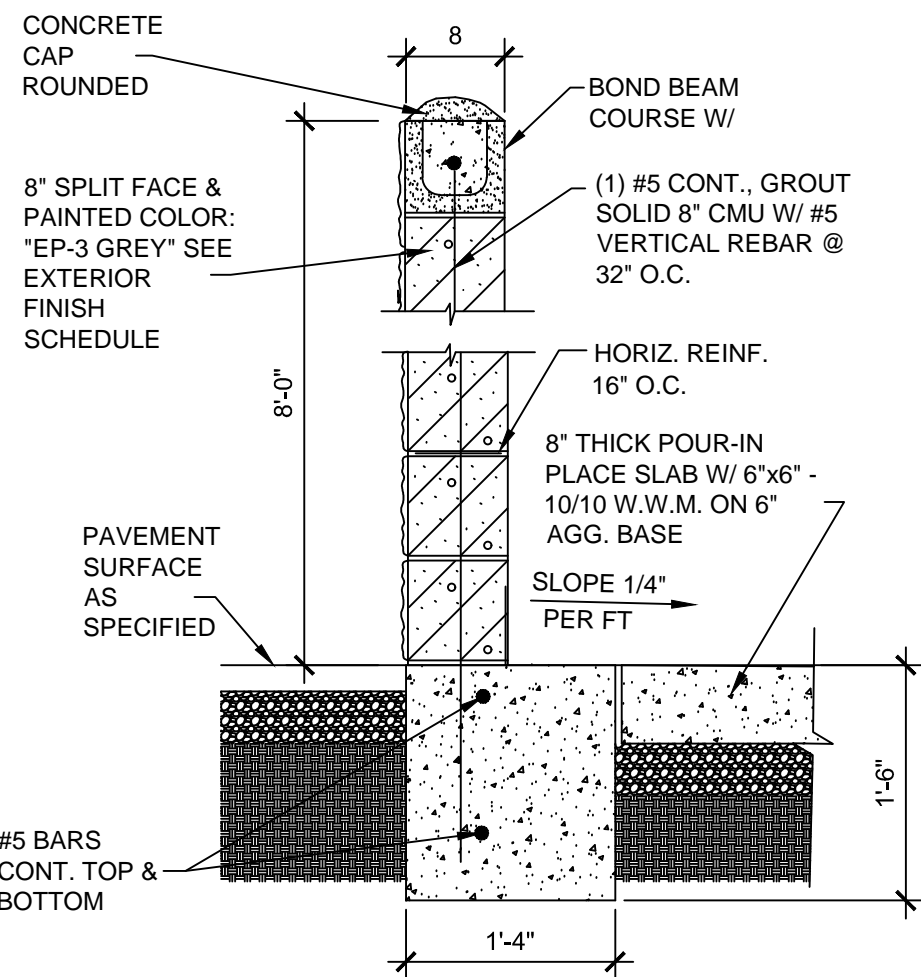
6 FLASHING DETAIL
SCALE: 3/8" = 1'-0"



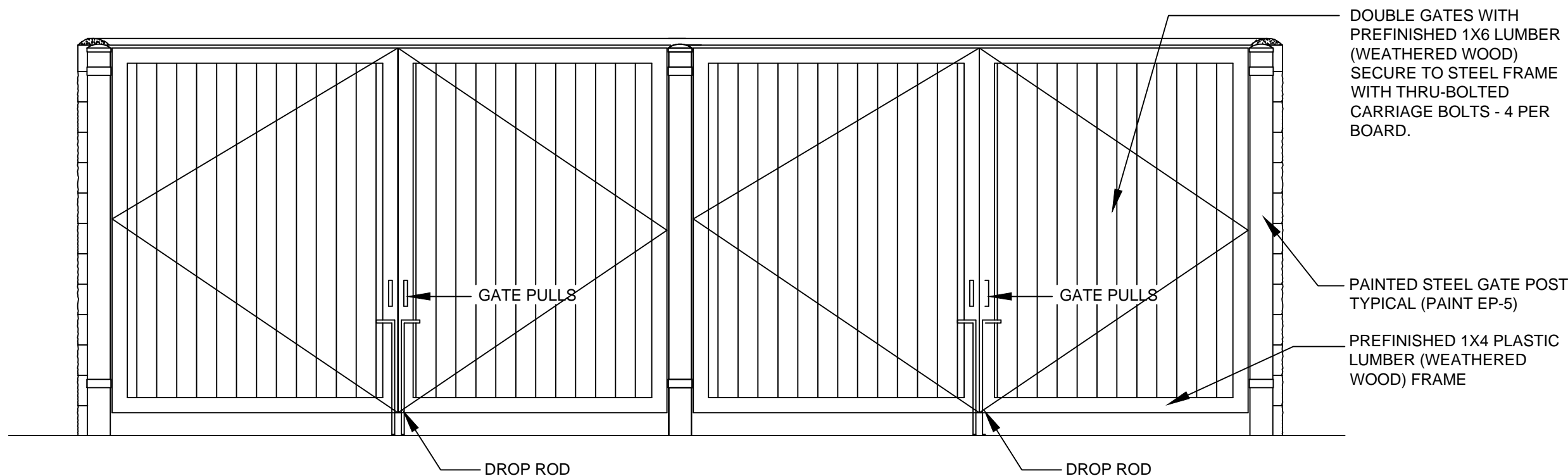
1 STANDARD DUMPSTER ENCLOSURE
SCALE: 3/8" = 1'-0"



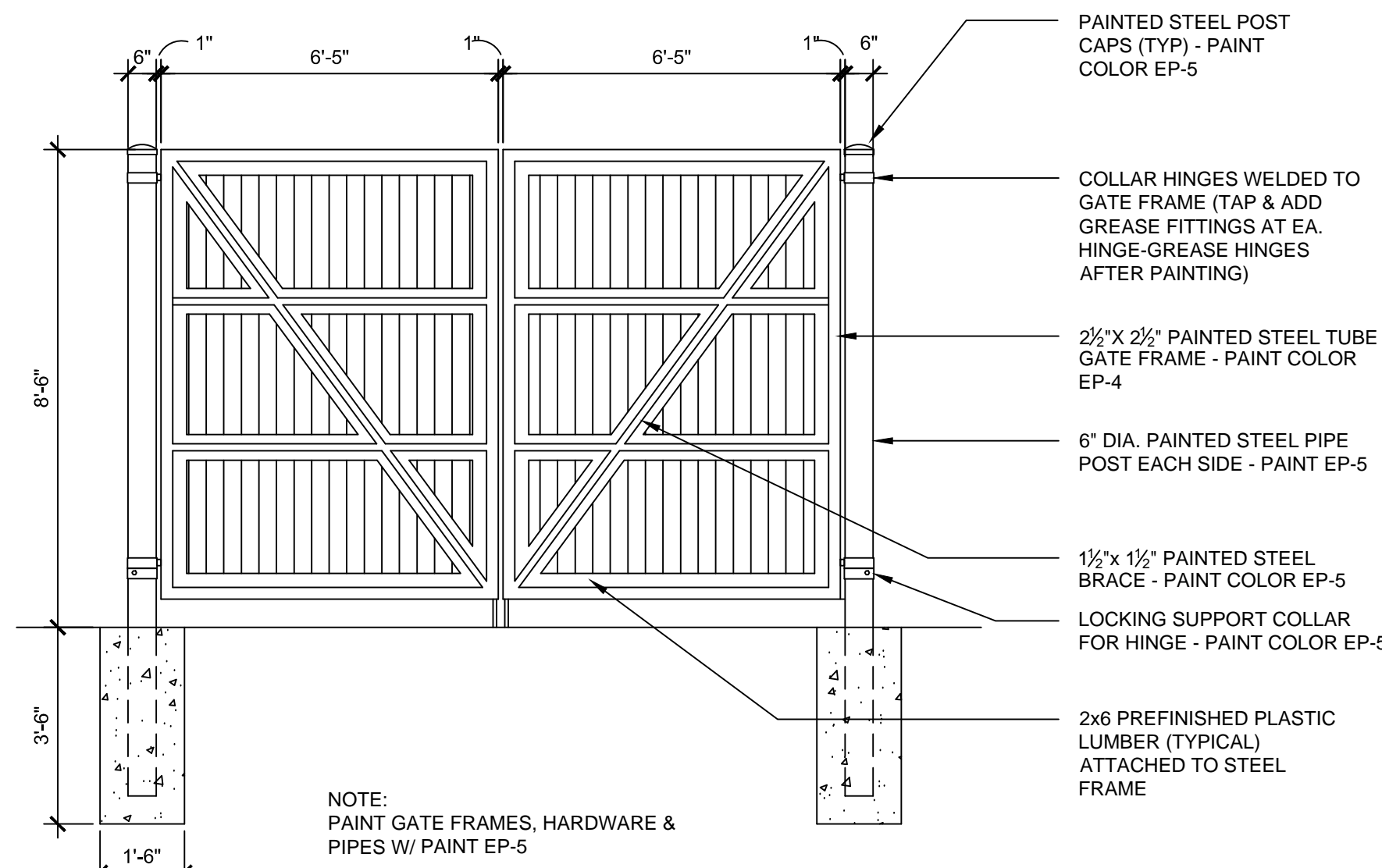
13 BOLLARD DETAIL
SCALE: 3/8" = 1'-0"



8 DUMPSTER WALL SECTION
SCALE: 3/8" = 1'-0"



2 DUMPSTER ENCLOSURE GATE EXT. ELEV.
SCALE: 3/8" = 1'-0"



3 DUMPSTER ENCLOSURE GATE INT. ELEV.
SCALE: 3/8" = 1'-0"

ISSUE TABLE		
No.	Date (mm/dd/yy)	Description
REVISIONS		
No.	Date	Description
DRAWINGS REVISED AS PER DESIGN BULLETIN		
No.	Date	Description
PROJECT NORTH		
THIS DRAWING IS OWNED BY OR LICENSED FOR USE BY POPEYES LOUISIANA KITCHEN (OR ITS AFFILIATED OR RELATED COMPANIES) AND MAY NOT BE REPRODUCED, USED, DOWNLOADED, DISSEMINATED, PUBLISHED, OR TRANSFERRED IN ANY FORM OR BY ANY MEANS, EXCEPT WITH THE PRIOR WRITTEN CONSENT OF POPEYES LOUISIANA KITCHEN. COPYRIGHT INFRINGEMENT IS A VIOLATION OF FEDERAL LAW SUBJECT TO CRIMINAL AND CIVIL PENALTIES.		
THE CONTRACTOR IS TO VERIFY ALL DIMENSIONS AND CONDITIONS ON THE PROJECT AND TO REPORT ANY DISCREPANCIES TO THE POPEYES LOUISIANA KITCHEN REPRESENTATIVE PRIOR TO COMMENCING WORK. THESE DRAWINGS ARE NOT TO BE USED FOR CONSTRUCTION PURPOSES UNLESS INDICATED BY POPEYES LOUISIANA KITCHEN AS "ISSUED FOR CONSTRUCTION".		

rchitrave GROUP PC

157 Broad Street - Suite 107
Red Bank, New Jersey 07701
Phone (732) 212-0007 Fax (732) 212-0059
JOSE C. SANTOS, RA - NJ A161845
NY 03506 DE 55-000774
VA 07522 NC 12260NCF 52665

ARCHITECTURAL COMPANY

ARCHITECT

12260

RED BANK, NJ

JOSE C. SANTOS

REGISTERED ARCHITECT

12260

RED BANK, NJ

Project	
Store Type	
US 2112 PROTOTYPE 2112-21	
Location	
PROTOTYPE 2112 (U.S.) 503 W. 3RD STREET PEMBROKE, NORTH CAROLINA	
Drawing Title	
SITE DETAILS - TRASH ENCLOSURE CMU	
Drawn	Checked
JS	JS
Scale	Date
AS NOTED	8/11/23
Project No.	Drawing No.
G23-29	AS2.2