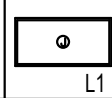
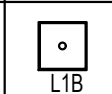



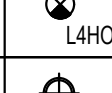
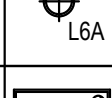

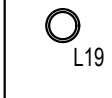
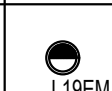



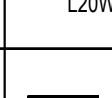



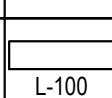
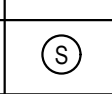
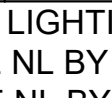
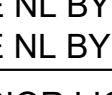

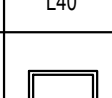
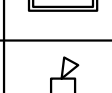
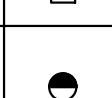


LIGHTING FIXTURE SCHEDULE				PROVIDED FOR INFORMATION ONLY. VERIFY AND INSTALL PER ELECTRICAL DRAWING		
ITEM	SYMBOL	DESCRIPTION	QTY.	MFR. & CAT. NO.	REMARK	WATTS
INTERIOR LIGHTING ITEM						
L1		T-BAR CEILING RECESSED MOUNTED LED LIGHTING FIXTURE, 2' X 4', 120V AND BAKED-ON WHITE ENAMEL FINISH.	6	LSI FIXTURE: SFP24-LED-50-UE-DIM-35	KITCHEN CEILING LIGHTS, FURNISHED BY OWNER INSTALLED BY GC	50
L1B		T-BAR CEILING RECESSED MOUNTED LED LIGHTING FIXTURE, 2' X 2', 120V AND BAKED-ON WHITE ENAMEL FINISH.	0	LSI FIXTURE: SFP22-LED-30-UE-DIM-35-U	KITCHEN CEILING LIGHTS, FURNISHED BY OWNER INSTALLED BY GC	30
L1EM		T-BAR CEILING RECESSED MOUNTED LED EMERGENCY LIGHTING FIXTURE, 2' X 4', 120V AND BAKED-ON WHITE ENAMEL FINISH.	5	LSI FIXTURE: SFP24-LED-50-UE-DIM-EM	EMERGENCY KITCHEN CEILING LIGHTS FURNISHED BY OWNER INSTALLED BY GC	50
L1BEM		T-BAR CEILING RECESSED MOUNTED LED EMERGENCY LIGHTING FIXTURE, 2' X 2', 120V AND BAKED-ON WHITE ENAMEL FINISH.	0	LSI FIXTURE: SFP22-LED-30-UE-DIM-35-U-EM	EMERGENCY KITCHEN CEILING LIGHTS, FURNISHED BY OWNER INSTALLED BY GC	30
L4HC		UNIVERSAL MOUNT LED EXIT SIGN, 120/277V WITH BATTERY PACK, 2 FACE WITH GREEN LETTERS	4	EXITRONIX GVEX-U-BP-WB-BL-R6	EXIT SIGN FURNISHED BY OWNER, INSTALLED BY GC. EXIT SIGNS TO BE WALL MOUNTED UNLESS NOTED OTHERWISE.	3.6
L6A		HOOD LIGHT	11	FURNISHED & INSTALLED BY EQUIPMENT SUPPLIER	LIGHTS SUPPLIED & PRE-WIRED BY HOOD VENDOR. ELEC. CONTRACTOR TO CONNECT MAIN WIRES TO SHUNT TRIP BREAKER AND HOOD CONTROL PANEL	BUILT INTO HOOD
L6B		LED WALK-IN COOLER LIGHT, 120V, 48"	3	KASON FIXTURE: # 1810LX4000	FURNISHED BY WIC VENDOR, G.R.E., INSTALLED BY GC	39
L19		LED DOWN LIGHT, RECESSED IN CEILING	39	ELITE HOUSING: LD6IC-AT LED MODULE: ELITE LED LIGHTING RL607-750CL-DIMTR-120-30K-SN-SN-90+	FURNISHED BY OWNER, INSTALLED BY GC	9
L19EM		LED EMERGENCY DOWN LIGHT, RECESSED IN CEILING	7	ELITE HOUSING: LD6IC-AT LED MODULE: ELITE LED LIGHTING RL607-750CL-DIMTR-120-30K-SN-SN-90+	EMERGENCY RECESSED DOWN LIGHT - NORMALLY ON INVERTER UNIT - ISOLITE, IMI-12-L-C-V1 FURNISHED BY OWNER INSTALLED BY GC	9
L20B		3 3/4" ADJUSTABLE MR16 DOWNLIGHT, RECESSED IN CEILING. "B" SHALL DESIGNATE BLACK TRIM USED FOR DINING ROOM CEILING GRID AND SOFFIT	11	LIGHTOLIER: LYTCEASTER - 378WHX FRAME-IN KIT: 302MRSPX LAMP: MR16 - GE - LED 6W, 35° BEAM	REFER TO ARCHITECTURAL DRAWINGS FOR LOCATION. FURNISHED BY OWNER, INSTALLED BY GC	6
L20W		3 3/4" ADJUSTABLE MR16 DOWNLIGHT, RECESSED IN CEILING. "W" SHALL DESIGNATE WHITE TRIM USED FOR MENU BOARD SOFFIT	7	LIGHTOLIER: LYTCEASTER - 378WHX FRAME-IN KIT: 302MRSPX LAMP: MR16 - GE - LED 6W, 35° BEAM	REFER TO ARCHITECTURAL DRAWINGS FOR LOCATION. FURNISHED BY OWNER, INSTALLED BY GC	6
L30		WHITE LED AT SERVICE COUNTER SOFFIT AND DINING ROOM PARTIAL HEIGHT WALL	41 L.F.	LUXEM BRIGHT FIXTURE: BLAZE LED	FURNISHED BY OWNER, INSTALLED BY GC	13 WATTS PER FOOT
L40C-R		17.3" DIA. RED CUPOLA PENDANT	6	HI-LITE, MODEL #H-VLPDM3-RDMT	FURNISHED BY OWNER, INSTALLED BY GC	9
L45		12" DIA. DECORATIVE MORILL PENDANT LF INCANDESCENT	7	LBL LIGHTING, MODEL # 6227801-839 BULB: LED EDISON LAMP.1173467	FURNISHED BY OWNER, INSTALLED BY GC	9
L100		MICRO INVERTER	1	ISOLITE #IMI 125	FURNISHED BY OWNER, INSTALLED BY GC	
		SPEAKER			FURNISHED BY MUSIC VENDOR, INSTALLED BY MUSIC VENDOR	6
NIGHT LIGHTING REQUIREMENTS: "NL" DESIGNATION INDICATED NIGHT LIGHT ON UNSWITCHED CIRCUIT. 1. ONE NL BY SERVICE COUNTER, POS / CASHIER 2. ONE NL BY POS / CASHIER AT DRIVE THRU STATION IF APPLICABLE 3. ONE NL BY EACH EXIT DOOR IN DINNING ROOM & BACK OF HOUSE						
EXTERIOR LIGHTING						
L40		LINEAR LED LIGHT IN EXTERIOR STORAGE ROOM	0	COOPER LIGHTING, MX-4VT2LD4-6-DR-UNV-L840-CD1-WL-U		56
L85		WALL MOUNTED OVER SERVICE DOOR FIXTURE	0	HOWARD LIGHTING PRODUCTS LED WALL PACK #HL305 30W LED, 120V WITH BRONZE FINISH		29
L86		EXTERIOR EMERGENCY LIGHT	3	EXITRONIX, MLED1-G-WP		1.5
L86 AEM		EXTERIOR RECESSED EMERGENCY LIGHT	1	ELITE HOUSING: LD6IC-AT LED MODULE: ELITE LED LIGHTING WET LOCATION: RL607-14W-120-FL-30K-SN-SN -WET LOCATION		9
L90		DECORATIVE LED WALL SCONCE	0	HINKLEY LIGHTING, ATLANTIS 1649BZ-LED,		11
L91		DECORATIVE LED WALL SCONCE	0	HINKLEY LIGHTING, KORE, BRONZE, 1872BZ-LED		5
L97		LED MOTION SECURITY FLOODLIGHT	0	LITHONIA LIGHTING OLF 2R# 40K 120V MO BZ		25
L50		PATIO STRING LIGHTING	120 L.F.	LIGHTORAFT, BISTRO COLLECTION, E26 ARCHITECTURAL SUSPENDED STRING BK-E26-S - LINEAR LED-BK-S14-1-120-FIL-(1W EA)	FURNISHED BY OWNER, INSTALLED BY GC (VERIFY WITH PANDA). STRING LIGHTS WALL BASE POINT (REFER TO ARCH. ELEVATIONS). STRING LIGHTS CENTER LOW POINT (5" A.F.F. LOWER THAN WALL BASE POINT). CONFIRM EXACT LENGTH IN FIELD.	48 (1 W PER LAMP)
EM1		EXTERIOR EMERGENCY LIGHT	2	EXITRONIX, LEM54-N4-XX	AT PATIO, FURNISHED BY OWNER, INSTALLED BY GC	7.2

EQUIPMENT SCHEDULE																				01-11-19				
PLUMBING										ELECTRICAL					DESCRIPTION									
FS		INDIRECT CONNECTION TO FLOOR SINK								D		DIRECT CONNECTION			O		OWNER(PANDA EXPRESS, INC.)			S		SERVING AREA		
D		DIRECT CONNECTION								C		CONVENIENT OUTLET			GC		GENERAL CONTRACTOR			K		KITCHEN		
RIH		ROUGH IN HEIGHT (TO CENTER OF CONNECTION)								FSO		FLOOR STUB OUT			EC		ELECTRICAL CONTRACTOR			(E)		EXISTING		
										DC		DROPPED CORD					KEC KITCHEN EQUIPMENT COMPANY							
SUPPLY BY	GAS	WASTE		COLD WATER		HOT WATER		CONNECTION		LOAD	PHASE	H.P.	VOLTS	REMARKS	DIMENSIONS	MANUFACTURE	MODEL #	EQUIPMENT		NO.				
	K BTU	R.I.H.	SIZE	TYPE	SIZE	R.I.H.	SIZE	R.I.H.	SIZE						W x D x H (ø x H)									
SERVING AREA EQUIPMENT																								
O														SEE DETAIL	SEE PLAN	KEC	CUSTOM	HOT WELLS COUNTER SERVICE	1B					
O														SEE DETAIL	SEE PLAN	KEC	CUSTOM	SNEEZE GUARD	1S2					
O														3 HEATING ELEMENTS	42.375" x 4.25" x 2.375"	GENERAL		43" RADIANT TOP HEATER	1S2b1					
O														4 HEATING ELEMENTS	55.375" x 4.25" x 2.625"	GENERAL		56" RADIANT TOP HEATER	1S2b2					
O														SEE DETAIL	SEE PLAN	KEC	CUSTOM	CASHER & BEVERAGE COUNTER	20					
O														C	650W	1	120	I/O CONTROLS CORP	ABC-065-14	INDUCTION WELL - 17QT	3F			
O														C	650W	1	120	I/O CONTROLS CORP	ABC-065-10	INDUCTION WELL - 11QT	3G			
O														C	9.3A	1	120	W/LD DISPENSER	IDC-255	BEVERAGE DISPENSER	4AB			
O														C	7.2A	1	120	ON S/S SHELF	15"x11"x16"	BOOSTER	4B			
O																		WELBILT	15-2903-JP	SODA RACK	4C			
O																		CHART	CARB0-MAX 750	CO2 TANK	4D			
O																		CO2Meter.com	RA0-0102-6	CO2 MONITOR & DISPLAY	4D-S1			
O																		3M WATER FILTRATION	BEV190-56164-01	WATER FILTER	4F			
O																				36" COLD PAN	5C			
O																		SEE PLUMBING DWG	SEE PLAN	KEC	CUSTOM	S/S COUNTER WITH SINK	6B	
O																				KEC	CUSTOM	HOT WELLS COUNTER- DRIVE THRU	6F	



**PANDA EXPRESS, INC.**  
1683 Walnut Grove Ave.  
Rosemead, California  
91770  
Telephone: 626.799.9898  
Facsimile: 626.372.8288

All ideas, designs, arrangement and plans indicated or represented by this drawing are the property of Panda Express Inc. and were created for use on this specific project. None of these ideas, designs, arrangements or plans may be used by or disclosed to any person, firm, or corporation without the written permission of Panda Express Inc.

REVISIONS:

[illegible]

ISSUE DATE:

	LANDLORD REVIEW	03-04-2021
	FINAL LANDLORD REV.	06-20-2021
	PERMIT	07-19-2021
	BID SET	10-06-2021
	CONSTRUCTION SET	01-16-2022

DRAWN BY: G. COLLINS

PANDA PROJECT #: D7861  
ARCH PROJECT #: JCDT21-0268

I certify that these documents were prepared or approved by me, and that I am duly licensed architect/ engineer under the laws of the State of Maryland, license number Sean P. Pick-Kell 52379 expiration date 03-08-2024



# PANDA EXPRESS

TRUE WARM & WELCOME  
10300 Mill Run Circle  
Owings Mills, MD 21117

E-001

## ELECTRICAL SCHEDULES

TRUE WARM & WELCOME 2300 R6 RR

## CONSTRUCTION SET

01-16-2023